

## A high quality conferencing experience

Innovative sound processing technologies combine to create a productive communications environment

The YVC-1000 incorporates many high-quality sound technologies that Yamaha has developed over the years, including a unique Human Voice Activity Detection capability used to detect human voices. "HVAD" is an important element of several different sound processing features that require fast and efficient sorting of noise and human voices in order to make speaking and listening a more relaxing, stress-free experience during remote conferencing.



### Adaptive echo canceller Delivering the clarity essential to efficient business communication

Intelligently eliminates the echoes generated when microphones pick up sounds from speakers in environments with varying reflective properties. Adaptive echo canceller processes sounds of up to 20 kHz to facilitate clear, effective conversation.

### Noise reduction Reducing noise for clearer communication

The noise reduction function suppresses or eliminates unwanted sounds emitted from sources such as projectors and air conditioners. Continuous noise is removed from ambient sound picked up by the microphone in order to ensure that listeners hear only clear, intelligible voices.

## Yamaha's unique sound optimization technologies

### Reverb suppression Clear, reverb-free sound

Naturally occurring reverberation can often wreak havoc on sound quality in remote conferencing situations. Offering excellent vocal clarity even in spaces subject to excessive natural reverb, the YVC-1000 suppresses the reverberation caused by the varying sonic characteristics of different environments.

### Microphone array control Focusing on what's important

The YVC-1000 utilizes a microphone array control function that allows it to detect and track the location of a person's voice in order to provide the clearest sound pickup possible. The ability to distinguish human voices from random background noise is particularly useful in conferences held in noisy environments with a large number of participants.

### Auto gain control Ensuring that everyone can hear and be heard

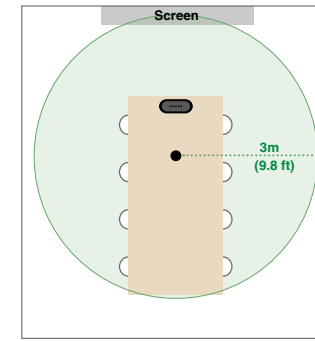
This function automatically boosts or attenuates the gain for individual voices depending on their level and distance from the microphone. Auto gain control utilizes HVAD technology to ensure that only human voices are amplified, providing clear and concise communications even in noisy environments.

### Auto room EQ The right sound for your room

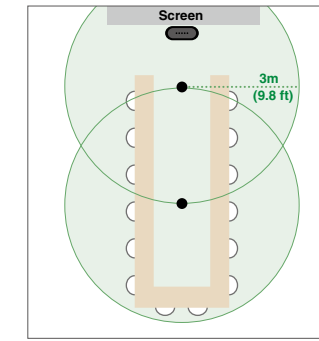
Auto room EQ optimizes speaker output in real time to match the dimensions and acoustic properties of any room. Audio quality is adjusted automatically based on the audio signal of the current call to provide a more listenable tone and even reduce unwanted echoing.

● Images of sound pickup range (within 3 m (9.8 ft), to a maximum recommended range of 5 m (16.4 ft). \*per microphone)

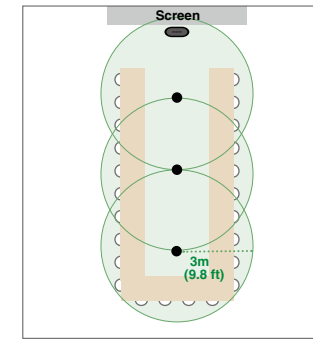
### Microphone x 1



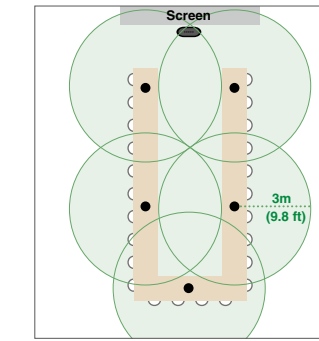
### Microphone x 2



### Microphone x 3



### Microphone x 5



- \* The sound pickup range may differ depending on the operating environment and conditions.
- \* Sound quality improves when the person speaking is closer to the microphone.
- \* For the "Microphone x 3" and "Microphone x 5" configurations shown above, audio quality is superior in the "Microphone x 5" configuration as the microphones are placed closer to the participants.

## Specifications

Unified communications microphone and speaker system  
YVC-1000


Interface	Control unit: USB 2.0 High Speed, Bluetooth, NFC (Near Field Communication), audio input terminal (RCA pin), audio output terminal (RCA pin), two external speaker terminals (RCA pins), power terminal and microphone terminal
	Microphone: input and output terminals
Power consumption (max)	20 W (one connected microphone), 35 W (five connected microphones)
Radio interference standard	FCC (Part 15B) Class A, ICES-003
Operating environment	Operating temperature: 0 to 40°C (32 to 104°F), Operating humidity: 20 to 85% (no condensation)
Dimensions	Control Unit (W x H x D): 332 x 95 x 162 mm (13-1/16" x 3-3/4" x 6-3/8") Microphone (W x H x D): 136 x 36 x 136 mm (5-3/8" x 1-7/16" x 5-3/8")
Weight	Control Unit: 1.8 kg (4.0 lbs), Microphone: 0.4 kg (0.9 lbs)
Power source	120 V (60 Hz)
Supported OS	OS: 32-bit or 64-bit Windows 8.1, 32-bit or 64-bit Windows 8, 32-bit or 64-bit Windows 7, Mac OS X 10.9, Mac OS X 10.8 USB: USB 2.0 or later

General	Bluetooth	Bluetooth specification version: 2.1 + EDR Supported profile: HFP (1.6), A2DP Supported Codec: SBC, mSBC Wireless output: Class 2 Maximum communication distance: 10 m (32.8 ft)
	NFC	Compatible devices: NFC-compatible Android devices, versions 4.1, 4.2, 4.3 and 4.4
	Voice guidance	English, Japanese, Chinese, Korean, French, Spanish, German
	Accessories	Power cable (3 m (9.8 ft)), USB cable (5 m (16.4 ft)), microphone cable (5 m (16.4 ft)), Quick Start Guide, Warranty
Audio	Others	Firmware update (transfer from PC through USB)
	Microphone unit	Unidirectional x 3
	Speaker unit	Full-range x 1
	Maximum volume	95 dB (0.5 m (1.6 ft))
	Frequency bandwidth	For pickup: 100 Hz - 20 kHz, For playback: 100 Hz - 20 kHz
Signal processing	Adaptive echo canceller, noise reduction, microphone array control, automatic gain control, automatic room EQ, dereverberation, automatic audio tuning	

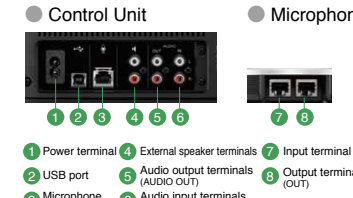
### Front



### Top side



### Terminals



### Option



**YAMAHA**  
CREATING 'KANDO' TOGETHER  
YAMAHA CORPORATION  
P. O. Box 1, Hamamatsu, Japan

For details, please contact:



2014.5

Unified communications  
microphone and speaker system

# YVC-1000



## Smart Separation for Closer Communication

Separate microphone and speaker for an intimate audio/video experience



Product Information  
<http://www.yamaha.com/products/en/communication/>



# Effective remote communication through close audio/video integration

The YVC-1000 features separate microphone and speaker units that smoothly integrate audio and video for natural, comfortable remote communication. The high performance, full range speaker unit can be placed close to the display so that audio and video from the remote location blend naturally, while adaptive echo canceller and other Yamaha sound processing technologies facilitate stress-free conversation.



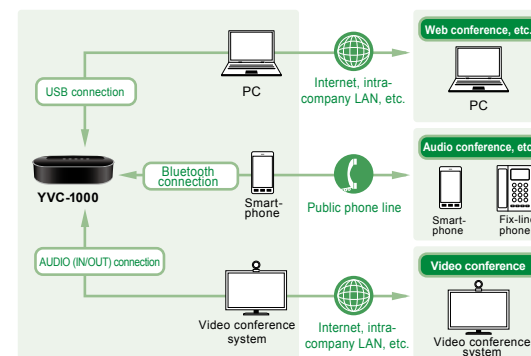
## Flexible connectivity

**Fast, easy connection to PCs, smartphones, tablets, and dedicated conferencing systems**

Connect to the YVC-1000 via USB, Bluetooth<sup>1</sup>, or the audio terminals<sup>2</sup> of a conferencing system for high quality audio in your conferences and meetings. This range of connection options allows you to quickly adapt to a variety of communications environments, as well as situations where conferencing might otherwise be difficult due to the lack of a landline, or internet connectivity issues.

<sup>1</sup> Supports the mSBC codec for transmission of broadband data.  
<sup>2</sup> RCA pin plugs.

## Bluetooth



## Smooth Bluetooth connection using NFC<sup>1</sup> technology



Connect simply and easily by placing an NFC-compatible smartphone or tablet over the NFC logo on the top of the control unit while the Bluetooth button is blinking<sup>2</sup>.

<sup>1</sup> NFC may not function correctly with some NFC-compatible devices.  
<sup>2</sup> If you press the Bluetooth button once, it flashes in blue.



## Excellent scalability

**Connect additional speakers and microphones for larger meetings**

In its standard configuration<sup>1</sup> the YVC-1000 is ideal for small and medium-size meetings. For conferencing on a larger scale, external speakers<sup>2</sup> and up to four additional YVC-MIC1000EX microphones can be added to cover a wider area and accommodate more conference participants.



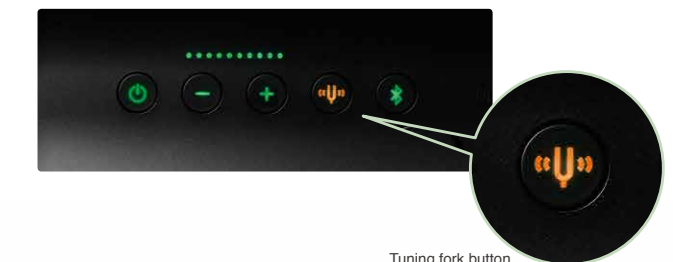
<sup>1</sup> The standard YVC-1000 configuration consists of one control unit and one microphone.  
<sup>2</sup> You can connect up to two commercially available powered speakers.

## User-friendly design

**Optimize acoustic settings with a single touch**

The YVC-1000 automatically optimizes its acoustic settings by learning about the acoustic environment of a room as it operates. When time requirements mean that speed is an issue, simply pressing the tuning fork button activates the automatic acoustic adjustment function, immediately optimizing the acoustic settings for your current environment<sup>1</sup>. If any acoustic problems are detected, the tuning fork button lights up orange to warn the user. Details on acoustic problems can be accessed through the audio guidance function<sup>2</sup>, which also provides announcements for other operations, such as when Bluetooth connections have been established.

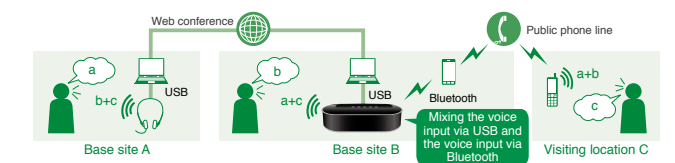
<sup>1</sup> Automatically measures acoustic characteristics of the operation space and the placement of microphones and speakers, while adjusting the filter settings of the adaptive echo canceller to optimize internal parameters. (This function optimizes settings for the adaptive echo canceller and auto room EQ to correct the difference in delay between the internal and external speakers and correct for the frequency characteristics of the external speaker.)  
<sup>2</sup> Supports English, Japanese, Chinese, Korean, French, Spanish, and German. The default setting is English.



## Convenient functions

**Communicate with various sources simultaneously**

The audio mixing function mixes multiple voice input sources connected to each interface (USB, Bluetooth, and audio input/output) allowing simultaneous communication over different lines. For example, while connected to a web conference via USB, you can also include more participants via smartphone using a Bluetooth connection by using the audio mixing function to combine the audio sources.



**Connect to an external microphone<sup>1</sup> for more flexibility during remote class sessions or seminars**

Equipped with an external microphone input, the YVC-1000 is ideal for applications such as remote classes or seminars where a handheld microphone<sup>2</sup> may be preferable. Simply connect an external microphone to output your voice through both the base unit speaker and speakers at remote destinations.

<sup>1</sup> As of May 2014, this function has not been incorporated, but is scheduled to be added via firmware update services at no cost to users.  
<sup>2</sup> A microphone amplifier is required.

