

**Specifications**

**Outputs (SPEAKER OUT)**

Output Power		
20msec Burst (THD+N=1%)	AMP MODE = 3Ω	100W x 2ch
	AMP MODE = 4Ω	120W x 2ch
	AMP MODE = 8Ω	100W x 2ch
	AMP MODE = 70V/120W	120W x 2ch
	AMP MODE = 100V/120W	120W x 2ch
	AMP MODE = 70V/200W	200W x 1ch
	AMP MODE = 100V/200W	200W x 1ch
Terminal	7.62mm BARRIER STRIP 4pin	

**Outputs (THRU OUT)**

THRU OUT		
	Actual source impedance	600Ω
	For use with nominal	10kΩ lines
Output Level	Nominal	-10dBV (316mV)
Terminal	MONO RCA PIN x2, Unbalanced	

**Inputs**

LINE IN		
Input Level (INPUT A-B, Euro, balanced)	Sensitivity	+4dBu (1.23V)
	Nominal	+4dBu (1.23V)
	Max before clip	+24dBu (12.3V)
Input Level (INPUT A-B, RCA, unbalanced)	Sensitivity	-10dBV (316mV)
	Nominal	-10dBV (316mV)
	Max before clip	+10dBV (3.16V)
Terminal	INPUT A-B	3.5mm Euro Block 6pin x1 balanced
	INPUT A-B	MONO RCA PIN x2 unbalanced


**General Specifications**

Precautions for rack mounting	Rack mountable (Leave more than 1U of spaces between this unit and others.)
Operating temperature	0°C to +40°C
Storage temperature	-20°C to +60°C
Dimensions (W x H x D, not including knob)	480 x 44 x 351 mm (18.90 x 1.73 x 13.82 inch)
Net Weight	4.8kg
Included Accessories	AC power cord (2.0m) x1, 3.5mm Euroblock plug (6pin) x1, 3.5mm Euroblock plug (3pin) x1, Owner's Manual x1, Specification sheet x1
Optional accessories	Digital Control Panel (DCP1V4S-US/EU, DCP4V4S-US/EU, DCP4S-US/EU)

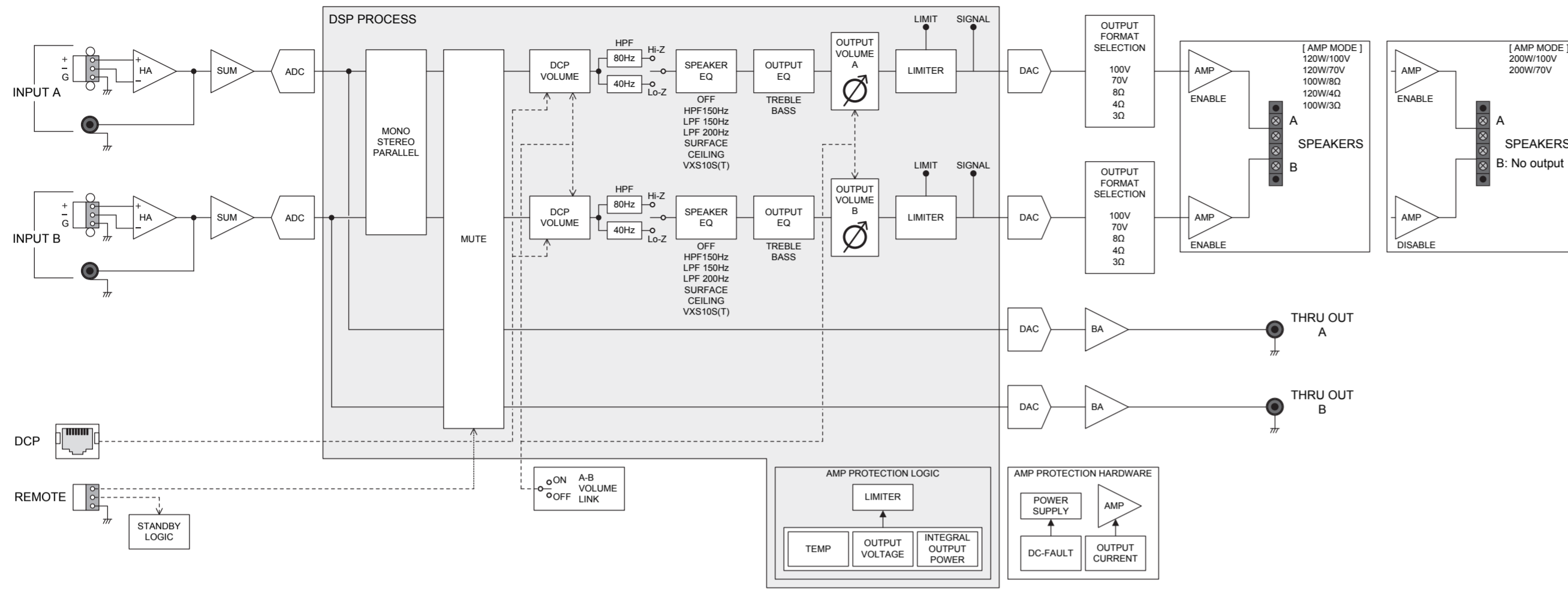
**Electrical Characteristics**

Amplifier type (Output circuitry)	Class D	
THD+N	LINE IN to SPEAKER OUT, Half power@1kHz AMP MODE = 3Ω, 4Ω, 8Ω	≤ 0.2%
	LINE IN to SPEAKER OUT, Half power@1kHz AMP MODE = 70V, 100V/120W	≤ 0.2%
	LINE IN to SPEAKER OUT, Half power@1kHz AMP MODE = 70V, 100V/200W	≤ 0.2%
Frequency Response	LINE IN to SPEAKER OUT, 50Hz to 20kHz@1W AMP MODE = 3Ω, 4Ω, 8Ω	0dB, -3.0dB, +1.0dB
	LINE IN to SPEAKER OUT, 90Hz to 20kHz@1W AMP MODE = 70V, 100V/120W	0dB, -3.0dB, +1.0dB
	LINE IN to SPEAKER OUT, 90Hz to 20kHz@1W AMP MODE = 70V, 100V/200W	0dB, -3.0dB, +1.0dB
	LINE to THRU OUT, 20Hz-20kHz	0dB, -2.5dB, +1.0dB
Load Protection	POWER/STANDBY SW on/off	Mute the output
	Output Voltage Protection	Compress output voltage when needed
	DC-fault	Power Supply shutdown
Amplifier Protection	Thermal	Limit output → Mute → Shutdown
	Over current	Mute the output (with automatic restoration)
	Integrated Power Limit	Compress output
Power Supply Protection	Thermal	Power supply shutdown
	Over voltage	Power supply shutdown
	Over current	Limit power → Power supply shutdown
Cooling	Conventional cooling, bottom to up airflow	
Controls	Front Panel	POWER/STANDBY SW, OUTPUT volume x 2, BASS EQ volume x 2, TREBLE EQ volume x 2
	Rear Panel	SETUP DIP SW x1, SPEAKER A/B DIP SW x2, MODE SW x1
Connectors	Analog In (MIC/LINE)	—
	Analog In (LINE)	3.5mm Euro Block 6pin x1 (Rear), MONO RCA PIN x2 (Rear)
	Analog Out	MONO RCA PIN x2 (Rear/THRU OUT)
	Speakers	7.62mm BARRIER STRIP 4pin x1 (Rear)
	Remote	RJ45 x1 (Rear/DCP), 3.5mm Euro Block 3pin x1 (Rear/REMOTE)
Indicators	POWER x1 (Green/Orange), OUTPUT SIGNAL x2 (Green), OUTPUT LIMIT x2 (Red)	
AC Power Requirement	100V, 120V, 230V-240V 50Hz/60Hz (*1) *1 It has confirmed that it is working with ±10% of the voltage of the rated supply voltage.	
Power Consumption	Standby, default setting AMP MODE = All	≤ 1W
	Idle AMP MODE = 3Ω, 4Ω, 8Ω	15W
	Idle AMP MODE = 70V, 100V	20W
	1/8 Output, Pink noise AMP MODE = 4Ω	60W
	1/8 Output, Pink noise AMP MODE = 70V/120W	60W
ENERGY STAR	<ul style="list-style-type: none"> <li>It automatically enters into standby mode when no input signal is detected for 25 minutes in order to save power while not in use.</li> <li>Amplifier efficiency: 44% and more.</li> <li>Less than 1W in standby.</li> </ul>	

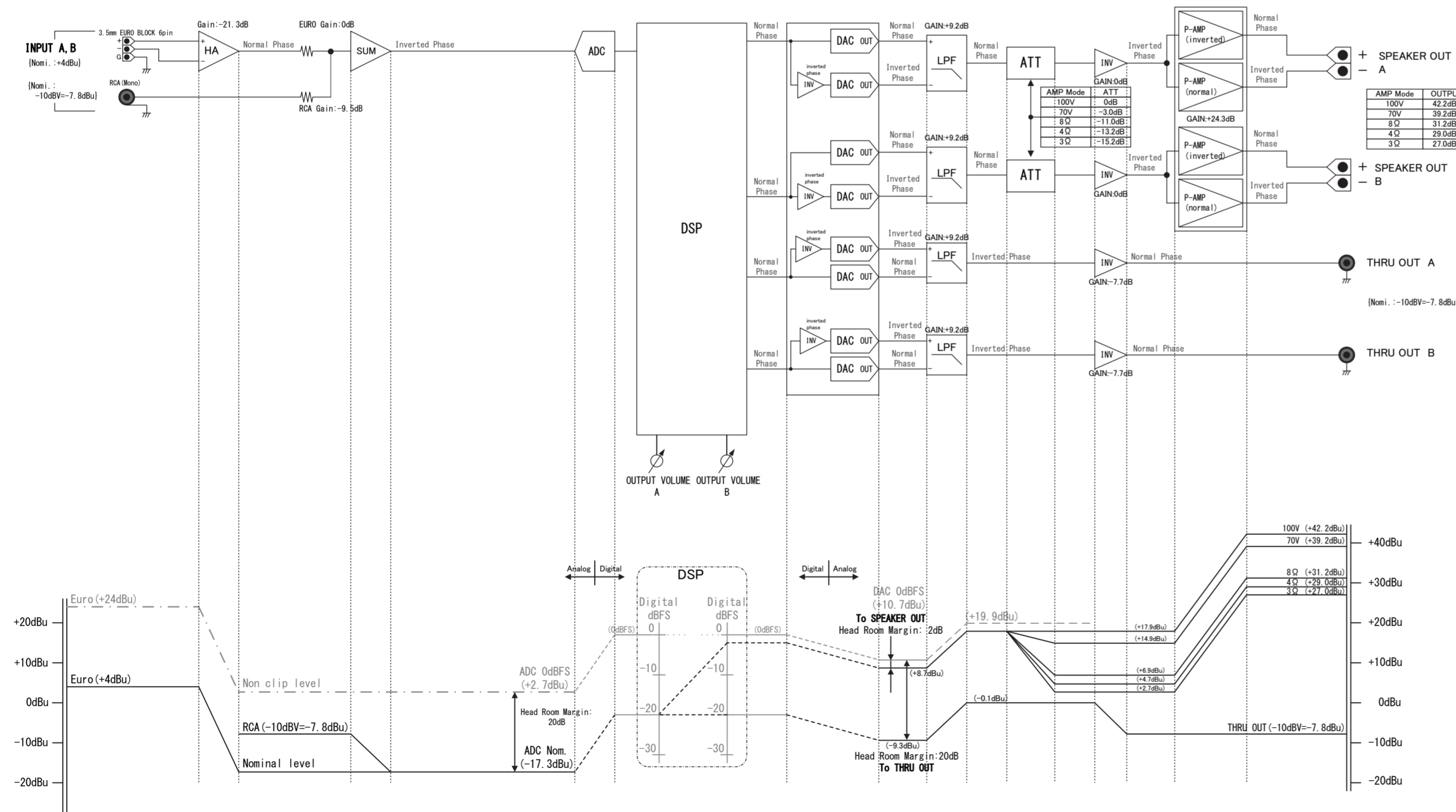
**Dimensions**



## Block Diagram



## Level Diagram



## Current Draw

1/8 power is typical of program material with occasional clipping. Refer to these figures for most applications.  
 1/3 power represents program material with extremely heavy clipping  
 Test signal: Pink Noise, bandwidth limited from 22Hz to 22kHz  
 1W = 0.860kcal/h, 1BTU = 0.252kcal  
 Note that Line Voltage [V] x Line Current [A] = [VA], not equals to [W]

		Line Current (A)		Watt (W)			Thermal Dissipation	
		230V	In	Out	Dissipated	Btu/h	kcal/h	
Idle	Sleep	0.10	0.8	0.0	0.8	2.7	0.7	
	AMP-MODE: 3Ω/4Ω/8Ω	0.18	13	0.0	13	46	11	
	AMP-MODE: 120W-70V/100V	0.23	19	0.0	19	64	16	
1/8 output power	AMP-MODE: 200W-70V/100V	0.19	14	0.0	14	49	12	
	AMP-MODE: 3Ω	0.51	47	22	25	86	22	
	AMP-MODE: 4Ω	0.53	50	25	25	86	22	
	AMP-MODE: 8Ω	0.49	45	23	22	75	19	
	AMP-MODE: 120W-70V	0.51	48	25	23	79	20	
	AMP-MODE: 120W-100V	0.51	48	25	23	79	20	
1/3 output power	AMP-MODE: 200W-70V	0.46	42	22	20	69	17	
	AMP-MODE: 200W-100V	0.45	41	23	18	62	16	
	AMP-MODE: 3Ω	0.96	99	59	40	137	35	
	AMP-MODE: 4Ω	1.04	108	66	42	144	36	
	AMP-MODE: 8Ω	0.93	95	61	34	117	29	
	AMP-MODE: 120W-70V	0.95	98	65	33	113	29	
1/3 output power	AMP-MODE: 120W-100V	0.96	99	67	32	110	28	
	AMP-MODE: 200W-70V	0.87	88	58	30	103	26	
	AMP-MODE: 200W-100V	0.86	87	60	27	93	23	

		Line Current (A)		Watt (W)			Thermal Dissipation	
		120V	In	Out	Dissipated	Btu/h	kcal/h	
Idle	Sleep	0.06	0.6	0.0	0.6	2.1	0.5	
	AMP-MODE: 3Ω/4Ω/8Ω	0.23	12	0.0	12	41	10	
	AMP-MODE: 120W-70V/100V	0.33	18	0.0	18	60	15	
1/8 output power	AMP-MODE: 200W-70V/100V	0.25	13	0.0	13	44	11	
	AMP-MODE: 3Ω	0.82	47	22	25	86	22	
	AMP-MODE: 4Ω	0.86	50	25	25	86	22	
	AMP-MODE: 8Ω	0.78	45	23	22	75	19	
	AMP-MODE: 120W-70V	0.82	47	25	22	75	19	
	AMP-MODE: 120W-100V	0.82	48	25	23	79	20	
1/3 output power	AMP-MODE: 200W-70V	0.73	41	22	19	65	16	
	AMP-MODE: 200W-100V	0.72	41	23	18	62	16	
	AMP-MODE: 3Ω	1.57	100	59	41	141	35	
	AMP-MODE: 4Ω	1.69	110	66	44	151	38	
	AMP-MODE: 8Ω	1.52	96	61	35	120	30	
	AMP-MODE: 120W-70V	1.56	99	65	34	117	29	
1/3 output power	AMP-MODE: 120W-100V	1.57	100	67	33	113	29	
	AMP-MODE: 200W-70V	1.41	88	58	30	103	26	
	AMP-MODE: 200W-100V	1.40	87	60	27	93	23	

		Line Current (A)		Watt (W)			Thermal Dissipation	
		100V	In	Out	Dissipated	Btu/h	kcal/h	
Idle	Sleep	0.04	0.6	0.0	0.6	2.1	0.5	
	AMP-MODE: 3Ω/4Ω/8Ω	0.26	12	0.0	12	41	10	
	AMP-MODE: 120W-70V/100V	0.37	17	0.0	17	60	15	
1/8 output power	AMP-MODE: 200W-70V/100V	0.28	13	0.0	13	44	11	
	AMP-MODE: 3Ω	0.93	47	22	25	86	22	
	AMP-MODE: 4Ω	0.99	50	25	25	86	22	
	AMP-MODE: 8Ω	0.89	45	23	22	75	19	
	AMP-MODE: 120W-70V	0.95	48	25	23	79	20	
	AMP-MODE: 120W-100V	0.95	48	25	23	79	20	
1/3 output power	AMP-MODE: 200W-70V	0.84	42	22	20	69	17	
	AMP-MODE: 200W-100V	0.82	41	23	18	62	16	
	AMP-MODE: 3Ω	1.80	101	59	42	144	36	
	AMP-MODE: 4Ω	1.95	111	66	45	154	39	
	AMP-MODE: 8Ω	1.74	97	61	36	123	31	
	AMP-MODE: 120W-70V	1.78	100	65	35	120	30	
1/3 output power	AMP-MODE: 120W-100V	1.80	101	67	34	117	29	
	AMP-MODE: 200W-70V	1.62	89	58	31	106	27	
	AMP-MODE: 200W-100V	1.60	88	60	28	96	24	

\* The contents of this manual apply to the latest specifications as of the printing date. Since Yamaha makes continuous improvements to the product, this manual may not apply to the specifications of your particular product. To obtain the latest manual, access the Yamaha website then download the manual file. Since specifications, equipment or separately sold accessories may not be the same in every locale, please check with your Yamaha dealer.

\* Der Inhalt dieser Bedienungsanleitung gilt für die neuesten Technischen Daten zum Zeitpunkt der Drucklegung. Da Yamaha fortwährend Produktverbesserungen vornimmt, gilt diese Anleitung unter Umständen nicht für Ihr spezifisches Produkt. Um die neueste Version der Anleitung zu erhalten, rufen Sie die Yamaha-Website auf und laden Sie dann die Bedienungsanleitungs-Datei herunter. Da die Technischen Daten, das Gerät selbst oder gesondert erhältliches Zubehör nicht in jedem Land gleich sind, setzen Sie sich im Zweifel bitte mit Ihrem Yamaha-Händler in Verbindung.

\* Le contenu de ce mode d'emploi s'applique aux dernières spécifications connues à la date d'impression du manuel. Compte tenu des améliorations continues apportées par Yamaha à ce produit, le présent manuel peut ne pas s'appliquer aux spécifications du produit que vous utilisez actuellement. Pour obtenir la version la plus récente du manuel, accédez au site Web de Yamaha puis téléchargez le fichier du manuel concerné. Étant donné que les caractéristiques techniques, les équipements et les accessoires vendus séparément varient d'un pays à l'autre, adressez-vous pour cela à votre distributeur Yamaha.

\* El contenido de este manual es aplicable a las últimas especificaciones en la fecha de impresión. Dado que Yamaha realiza mejoras continuas en el producto, es posible que este manual no sea aplicable a las especificaciones de su producto en particular. Para obtener el último manual, acceda al sitio web de Yamaha y descargue el archivo del manual. Puesto que las especificaciones, los equipos o los accesorios que se vendan aparte podrían no ser iguales en todos los sitios, consulte al distribuidor de Yamaha.

\* Il contenuto del presente manuale si applica alle ultime specifiche a partire dalla data di stampa. Dato che i prodotti Yamaha sono soggetti a continui miglioramenti, questo manuale potrebbe non essere valido per le specifiche del prodotto in proprio possesso. Per ottenere la versione più recente del manuale, accedere al sito Web Yamaha e scaricare il file corrispondente. Dal momento che le specifiche, le apparecchiature e gli accessori venduti separatamente potrebbero variare a seconda del paese in cui viene distribuito il prodotto, verificare con il rivenditore Yamaha.

\* В содержании данного руководства приведены последние на момент публикации технические характеристики. Поскольку Yamaha постоянно совершенствует свою продукцию, приведенные в данном руководстве технические характеристики могут не совпадать с техническими характеристиками конкретного устройства. Для получения последней версии руководства посетите веб-сайт корпорации Yamaha и загрузите файл с руководством. Так как технические характеристики, оборудование и отдельно продаваемые принадлежности могут различаться в разных странах, обратитесь за информацией к представителю корпорации Yamaha в своем регионе.

\* 本使用说明书的内容为印刷时最新的技术规格。请至Yamaha网站下载最新版本的使用说明书。

\* 仕様および外観は、改良のため予告なく変更することがあります。取扱説明書の最新版につきましては、ヤマハウェブサイトからダウンロードできます。