



ZJ12600

MIXING CONSOLE

MG10XU

MG10

Technical Specifications

General Specifications

0 dBu = 0.775 Vrms Output impedance of signal generator (Rs) = 150Ω

All level knobs are nominal if not specified.

Frequency Response	Input to STEREO OUT	+0.5 dB/-1.0 dB (20 Hz to 48 kHz), refer to the nominal output level @1 kHz, GAIN knob: Min		
Total Harmonic Distortion (THD+N)	Input to STEREO OUT	0.02 % @ +14 dBu (20 Hz to 20 kHz), GAIN knob: Min 0.003 % @ +24 dBu (1 kHz), GAIN knob: Min		
Hum&Noise *1 (20 Hz to 20 kHz)	Equivalent Input Noise	-128 dBu (Mono Input Channel, Rs: 150 Ω, GAIN knob: Max)		
	Residual Output Noise	-102 dBu (STEREO OUT, STEREO LEVEL knob: Min)		
Crosstalk (1 kHz) *2		-83 dB		
Input Channels		10 channels: Mono [MIC/LINE]: 4, Stereo [LINE]: 3		
Output Channels		STEREO OUT: 2, PHONES: 1, MONITOR OUT: 1, AUX (FX) SEND: 1		
Bus		Stereo: 1, AUX (FX): 1		
Input Channel Function	PAD	CH1 – CH4	26 dB	
	HPF	CH1 – CH4	80 Hz, 12 dB/oct	
	COMP	CH1 – CH2	1-knob compressor Threshold: +22 dBu to -8 dBu, Ratio:1:1 to 4:1, Output level: 0 dB to 7 dB, Attack time: approx. 25 msec, Release time: approx. 300 msec	
	EQ	CH1 – CH9/10	HIGH: Gain: +15 dB/-15 dB, Frequency: 10 kHz shelving	
		CH1 – CH4	MID: Gain: +15 dB/-15 dB, Frequency: 2.5 kHz peaking	
		CH1 – CH9/10	LOW: Gain: +15 dB/-15 dB, Frequency: 100 Hz shelving	
PEAK LED	CH1 – CH4	LED turns on when post EQ signal reaches 3 dB below clipping (+17 dBu)		
Level Meter	Post STEREO LEVEL Knob	2x7 -segment LED meter [PEAK (+17), +10, +6, 0, -6, -10, -20 dB]		
Internal Digital Effect (MG10XU)	SPX Algorithm	24 programs		
USB Audio (MG10XU)	2 IN / 2 OUT	USB Audio Class 2.0 compliant Sampling Frequency: Max 192 kHz, Bit Depth: 24-bit		
Phantom Power Voltage		+48 V		
Power Supply Adaptor		PA-10 (AC 38 VCT, 0.62A, Cable length = 3.6 m) or equivalent recommended by Yamaha		
Power Consumption		22.9 W		
Dimensions (WxHxD)		244 mmx71 mmx294 mm (9.6" x 2.8" x 11.6")		
Net Weight		MG10XU: 2.1 kg (4.6 lbs.), MG10: 1.9 kg (4.1 lbs.)		
Included Accessory		AC Adaptor, Cubase AI Download Information (MG10XU), Owner's Manual, Precautions, Technical Specifications (this leaflet)		
Optional Accessory		Mic Stand Adaptor: BMS-10A		
Operating Temperature		0 to +40°C		

*1 Noise is measured with A-weighting filter. *2 Crosstalk is measured with 1 kHz band pass filter.

Analog Input Characteristics

Input Jacks	PAD 26 dB	GAIN Trim Position	Actual Load Impedance	For Use With Nominal	Input level			Connector
					Sensitivity *1	Nominal	Max. before clip	
MIC/LINE 1 – 4	OFF	+64 dB	3 kΩ	50-600 Ω Mics/Lines	-72 dBu (0.195 mV)	-60 dBu (0.775 mV)	-40 dBu (7.75 mV)	Combo jack *2 (Balanced)
		+20 dB			-28 dBu (30.9 mV)	-16 dBu (122.8 mV)	+4 dBu (1.228 mV)	
	ON	+38 dB			-46 dBu (3.884 mV)	-34 dBu (15.46 mV)	-14 dBu (154.6 mV)	
		-6 dB			-2 dBu (615.6 mV)	+10 dBu (2.451 V)	+30 dBu (24.51 V)	
LINE 5/6, 7/8	-	-	10 kΩ	600 Ω Lines	-22 dBu (61.56 mV)	-10 dBu (245.1 mV)	+10 dBu (2.451 V)	Phone jack *3 RCA Pin (Unbalanced)
LINE 9/10								Phone jack *3 (Unbalanced)

0 dBu is referenced to 0.775 Vrms.

*1 Sensitivity is the lowest level that will produce an output of +4dBu (1.228V) or the nominal output level when the unit is set to maximum gain (all level knobs are maximum position).

*2 1&Sleeve = Ground, 2&Tip = Hot, 3&Ring = Cold

*3 Tip = Signal, Sleeve = Ground

Analog Output Characteristics

Output Terminals	Actual Source Impedance	For Use With Nominal	Output level		Connector
			Nominal	Max. before clip	
STEREO OUT [L, R]	75 Ω	600 Ω Lines	+4 dBu (1.228 V)	+24 dBu (12.28 V)	XLR-3-32 *1 Phone jack *2 (Balanced)
MONITOR OUT [L, R] AUX (FX) SEND	150 Ω	10 kΩ Lines	+4 dBu (1.228 V)	+20 dBu (7.750 V)	Phone jack *2 (Impedance Balanced)
PHONES	110 Ω	40 Ω Lines	3 mW + 3 mW	100 mW + 100 mW	Stereo phone jack

0 dBu is referenced to 0.775 Vrms.

*1 1 = Ground, 2 = Hot, 3 = Cold

*2 Tip = Hot, Ring = Cold, Sleeve = Ground

Digital Input / Output Characteristics

Output Terminals	Format	Data Length*1	Fs	Connector
USB	USB Audio Class 2.0	16 / 24 bit	44.1 kHz, 48 kHz, 88.2 kHz, 96 kHz, 176.4 kHz, 192 kHz	USB Standard-B

*1 Data length depends on the particular audio format being used. USB Audio Class2.0: 16 / 24-bit, Yamaha Steinberg USB Driver: 24-bit

European Models

Inrush Current based on EN 55103-1:2009

1 A (on initial switch-on)

1 A (after a supply interruption of 5s)

Conforms to Environments: E1, E2, E3 and E4

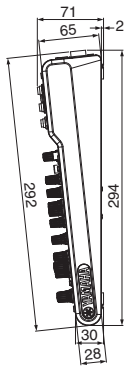
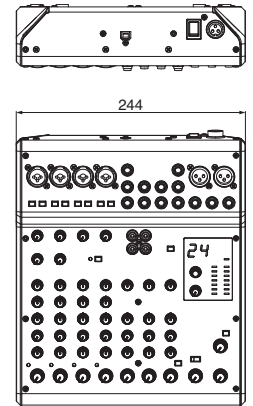
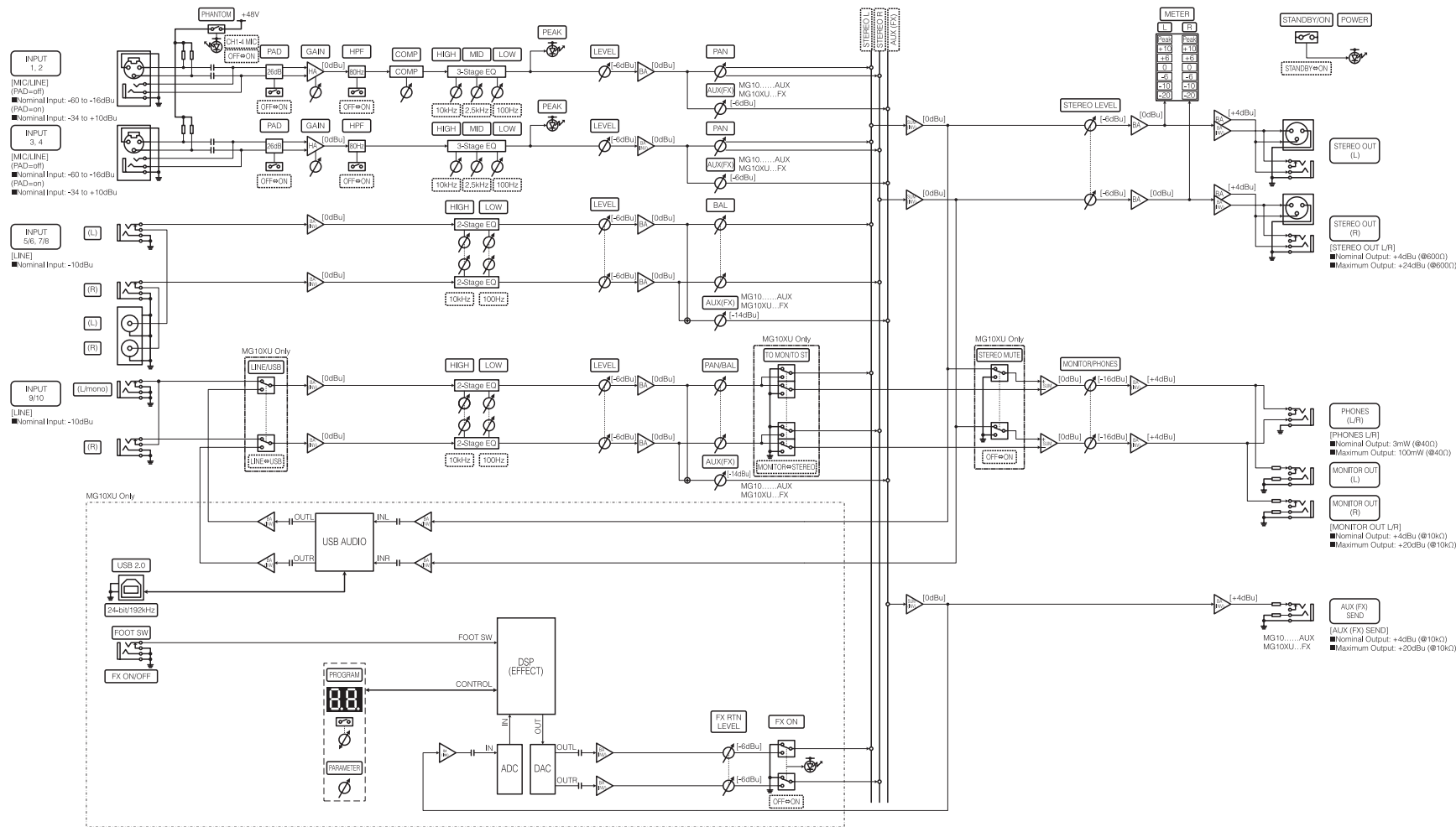
Specifications and descriptions in this document are for informational purposes only. Yamaha Corporation reserves the right to modify products or specifications at any time without prior notice. Since specifications, equipment, and options may not be the same in every locale, please check with your Yamaha dealer.

See reverse side for block/level diagrams and dimensions.

Block and Level Diagrams

Dimensions

Unit: mm



This illustration shows the MG10XU.

