

# SONY



## WUXGA/ WXGA

Low operating overhead  
Maintenance-free for

Exceptional integration capabilities

HIGH IMAGE QUALITY  
5,000 lm  
**20,000 HOURS**

VPL-PHZ10  
(WUXGA)

VPL-PWZ10  
(WXGA)

**Z-Phosphor**  
LASER LIGHT SOURCE

  
**3LCD**

**BrightEra™**  
Long Lasting Optics

**HDMI**

**4DBT™**  
ASE

# Bright, Beautiful Images With Low Running Costs, Minimal Maintenance, And Flexible Installation

Sony's new 5,000 lm laser projectors, the VPL-PHZ10 (WUXGA) and VPL-PWZ10 (WXGA), are extremely easy to install, and expand Sony's growing line of Z-Phosphor™ laser light source projectors. They offer improvements in lens shift range and function over conventional lamp projectors, making them ideal for business and academic use. This class of projector is truly groundbreaking in a market currently dominated by lamp projectors – simplified installation and easy lens shift operation represent a great opportunity to try laser projectors for the first time!

High-end Installation Model	 VPL-FHZ57 (WUXGA)	 VPL-FHZ60 (WUXGA) VPL-FWZ60 (WXGA)	 VPL-FHZ65 (WUXGA) VPL-FWZ65 (WXGA)	 VPL-FHZ700L (WUXGA)
Basic Installation Model	 VPL-PHZ10 (WUXGA) VPL-PWZ10 (WXGA)			
	4,000 lm	5,000 lm	6,000 lm	7,000 lm



For business



For academic use



For academic use



## Slim, Attractive, Blend-In Design

The slim, stylish case design features a flat top surface that blends in discreetly when the projector is ceiling mounted.

## Advanced Picture Refinement Technologies

- See Extreme Clarity In Every Pixel


Developed for Sony's home theater projectors, the Reality Creation function has now been adapted for the VPL-PHZ10 and VPL-PWZ10. It reproduces the texture and color of the original WUXGA (VPL-PHZ10) and WXGA (VPL-PWZ10) signal by restoring missing information lost during packaging of the original content to disk and broadcast transmission.



## Easy Installation

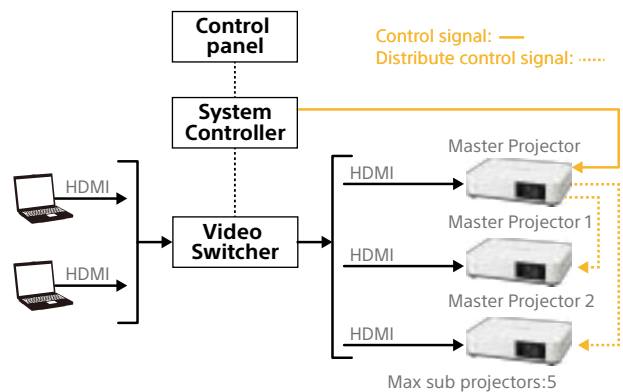
- Simple Installation with HDBaseT

HDBaseT is a multi-signal transmission system via a single cable, which simplifies the installation task. It cuts total system cost by reducing not just cabling requirements but also the number of required signal extenders and receiver boxes.




- IP Control Sync. Function

The received control signal (power on/off, select input terminal) of the master projector can distribute to additional projectors via the network.



## Easy Lens Shift Operation

No tools are required to adjust lens shift and zoom focus.

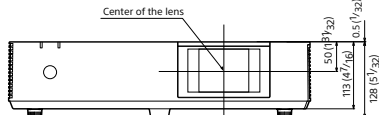


# SPECIFICATIONS

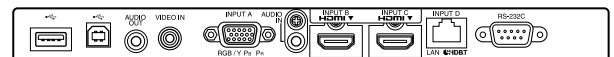
			VPL-PHZ10	VPL-PWZ10
Display system			3 LCD system	
Display device	Size of effective display area		0.76" (19 mm) x 3 BrightEra LCD Panel, Aspect ratio: 16:10	
	Number of pixels		6,912,000 (1920 x 1200 x 3) pixels	3,072,000 (1280 x 800 x 3) pixels
Projection lens	Focus		Manual	
	Zoom	Powered/Manual	Manual	
		Ratio	Manual (Approx. x 1.45)	
	Throw ratio		1.27:1 to 1.88:1	
	Lens shift	Powered/Manual	Manual	
		Range	Vertical: +20% to +55%; Horizontal: +/- 10%	
Light source	Type		Laser + Phosphor	
Filter replacement cycle			20,000 H (service maintenance)	
Light output (Mode:Standard/Middle/Low)			5,000 lm/4,000 lm/3,000 lm	
Color light output (Mode:Standard/Middle/Low)			5,000 lm/4,000 lm/3,000 lm	
Contrast ratio (full white/full black)			500,000:1	
Computer and video signal input/output	INPUT A		RGB/Y PB PR input connector:Mini D-sub 15 pin (female), Audio input connector: Stereo mini jack	
	INPUT B		HDMI input connector: HDMI 19-pin, HDCP support, Audio input connector: HDMI audio support	
	INPUT C		HDMI input connector: HDMI 19-pin, HDCP support, Audio input connector: HDMI audio support	
	INPUT D		HDBaseT interface connector: RJ45, 4 play (Video, Audio, LAN, Control)	
	VIDEO IN		Video input connector: Phono jack, Audio input connector: Shared with INPUT A	
	OUTPUT		Audio output connector: Stereo mini jack	
	REMOTE		D-sub 9-pin (male)/RS232C	
	LAN		RJ45, 100BASE-TX (Shared with INPUT D)	
	USB		TYPE-A/TYPE-B	
Acoustic Noise (Mode: Standard/Middle/Low)			36 dB/28 dB/25 dB	
Power consumption (Mode: Standard)	AC 100 V to 120 V		424 W	399 W
	AC 220 V to 240 V		403 W	377 W
Dimensions (W x H x D) (without protrusions)			Approx. 510 x 113 x 354.6 mm (20 3/32 x 4 7/16 x 13 31/32 inches)	
Mass			Approx. 8.7 kg (19 lb)	
Supplied accessories	Remote commander		RM-PJ8	

## Dimensions

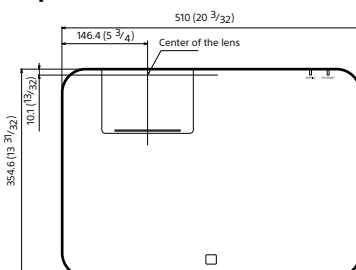
### Front



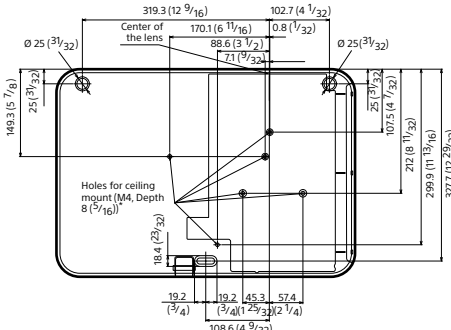
Unit: mm (inches)



### Top



### Bottom



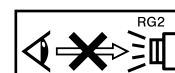
### LASER NOTICES

For the U. S. A.



For other countries

IEC 60825-1:2014 CLASS 1 LASER PRODUCT



As with any bright light source, do not stare into the beam, RG2 IEC 62471-5:2015.

Distributed by

**PEAK**  
CONFERENCE  
www.PeakConference.com

MK20194V2YIT17APR

©2017 Sony Corporation. All rights reserved.  
Reproduction in whole or in part without written permission is prohibited.  
Features and specifications are subject to change without notice.  
"SONY" is a registered trademark of Sony Corporation.  
The values for mass and dimension are approximate.  
"Z-Phosphor", "BrightEra" and "Remote Commander" are trademarks of Sony Corporation.  
The terms HDMI and HDMI High-Definition Multimedia Interface, and the HDMI Logo are trademarks or registered trademarks of HDMI Licensing LLC in the United States and other countries.  
HDBaseT and the HDBaseT Alliance logo are trademarks of the HDBaseT Alliance.  
All other trademarks are the property of their respective owners.  
Please visit Sony's professional website or contact your Sony representative for specific models available in your region.