

## VPL-E500 Series

Data Projectors

VPL-EW578

VPL-EW575

VPL-EX575

VPL-EX570

## VPL-E400 Series

VPL-EW455

VPL-EW435

VPL-EX455

VPL-EX450

VPL-EX435

VPL-EX430



BrightEra™

HDMI

4K/HD/BD™



## Present Clear, Bright Images in Larger Rooms; Plus Flexible Connectivity and Low Running Costs – Great Performance for Any Environment

VPL-E500/E400 Series projectors are ideal for mid-sized and larger classrooms and meeting rooms. Quiet, compact and powerful, they deliver bright, high-quality images with a maximum of 4,300-lumens color light output that can be seen clearly even in bright rooms, with Sony's 3LCD technology assuring natural, vivid colors.

These projectors are an ideal partner for today's integrated AV/IT environments, expanding your connectivity options with HDBaseTTM, dual HDMI ports, and Direct USB Display connection. A convenient input label function makes life simpler, confirming on screen the name of connected devices.

Add VPL-E500/E400 Series projectors to your network and simultaneously view presentations from up to four connected PCs. Slip in an optional Wi-Fi dongle and present directly and wirelessly from laptops, smartphones, and tablets. Control the projector remotely with a free app for smartphones and tablets. You don't even need to bring a PC to meetings-just slip in a USB thumb drive and start presenting.

A range of energy-saving features and a long-lasting lamp contribute to low ownership costs, and maintenance is simplified by a rear lamp access feature.

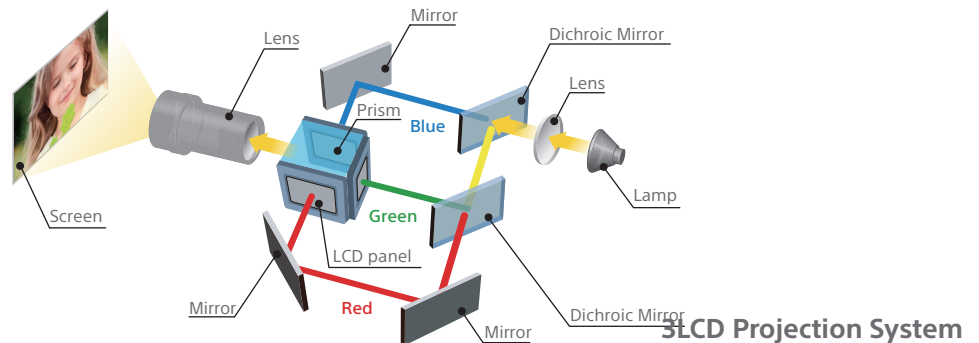
\*HDBase™ and the HDBaseT Alliance logo are trademarks of the HDBaseT Alliance.



## High Image Quality

### 3LCD BrightEra™ Natural and Vivid Color Images

Thanks to an optical system that constantly projects three basic colors, this projector offers excellent light efficiency which ensures colorful and bright images. Sony's BrightEra™ panels deliver improved panel light resistance, higher resolution, high brightness, and increased panel reliability. High color reproducibility is important especially when using colorful content, such as materials typically used in classrooms.



### High Brightness: 4,300-lumens Color Light Output

With very high brightness of up to 4,300-lumens color light output, projectors in the VPL-E500/E400 Series give a clearer image in high ambient light, making them very suitable for larger venues.

### Various Picture Modes for Optimal Picture Quality

VPL-E500/E400 Series projectors have six available picture modes for correct picture quality: Dynamic, Standard, Presentation, Blackboard, Whiteboard, and Cinema. With the choice of six picture modes and three brightness modes, you can select the most suitable picture/brightness combination according to the picture source and environment, to create the optimal image.

#### Vivid



Strongly emphasizes colors and brightness to produce uplifting feeling and eye-catch looking

#### Presentation



The picture is ideal to deliver a presentation under fluorescent lights in offices and classrooms

#### Dynamic



Emphasizes contrast to produce rich color especially with stable and well-adjusted white color

#### Whiteboard/Blackboard



Optimized to deliver clear images on a blackboard/whiteboard in the classroom, supporting teaching when there is no projection screen


## Ease of Use

### Simple Installation with HDBaseT

HDBaseT is a multi-signal transmission system via a single cable, which simplifies the installation task. It cuts total system cost by reducing not just cabling requirements but also the number of required signal extenders and receiver boxes.

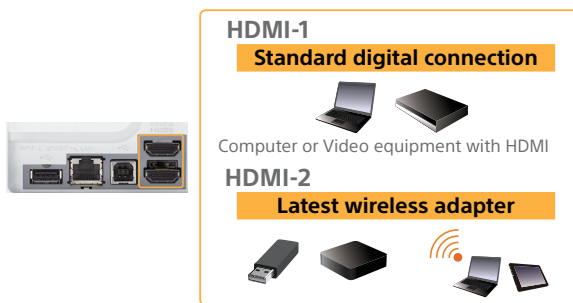
One Cat5e/6 cable can run up to 100 meters, reducing the number of cable runs and eliminating the need for signal extenders. And fewer signal extenders and receiver boxes mean fewer potential points of failure. In addition, Cat5e/6 cables are much easier to terminate than cables such as HDMI, and therefore can be simply and quickly terminated even onsite during the installation process.

\*For VPL-EW578



### Dual HDMI Input Terminal

Thanks to dual HDMI input terminals, you can use both standard signal sources (PC/Video) and the latest wireless input adapters without switching connections.



\*HDMI cable is not supplied

Simulated image

### Network Presentation (LAN)

When the projector is installed in a LAN, presentations can be projected from any PC and Mac on the network.

Up to four users can project PC/Mac images simultaneously, while up to eight\*<sup>1</sup> users can connect to one projector.

### Wireless Presentation Software

For MS Windows/Mac OS: Projector Station for Network Presentation

\*<sup>1</sup> Up to seven users for wireless.

### Multiple Inputs

VPL-E500/E400 Series projectors accept a wide variety of inputs signals, greatly expanding system connection possibilities.

### Silent Design

With an advanced air discharge system, Sony's whisper-quiet fan emits less than 35 dB during operation (Lamp mode: High/Low: 35 dB/29 dB)

### Slim, Attractive Blend-in Design

The slim, stylish case design features a flat top surface that blends in discreetly when the projector is ceiling mounted.

### Rear Side Lamp Access for Easy Maintenance

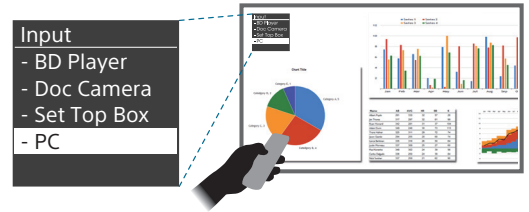
The lamp change position has shifted to the back of the unit. This enables easy lamp access when the projector is hanging from a ceiling mount.



Simulated image

## Input Label

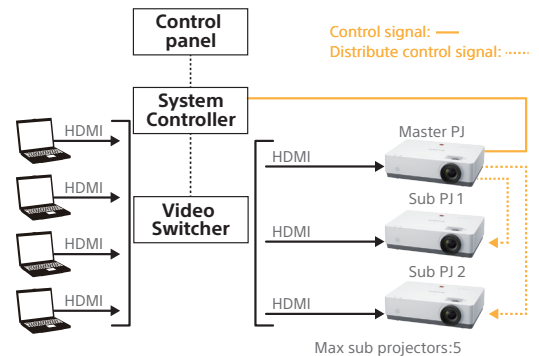
You can customize the input label that appears in the input menu on screen. This gives you a clear understanding of which equipment is connected.



Simulated image

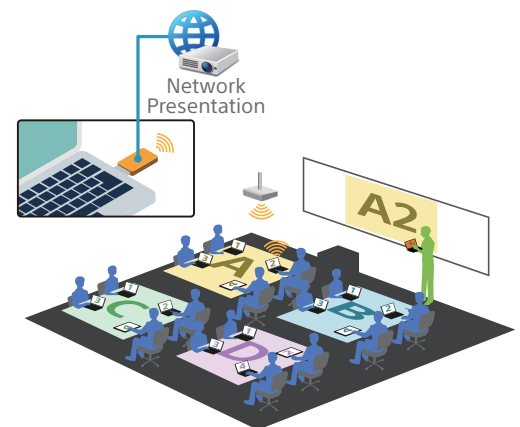
## IP Control sync. function

Received control signal (power on/off, select input terminal) of master projector can distribute to additional projectors via network.



## Network Presentation Portable Edition

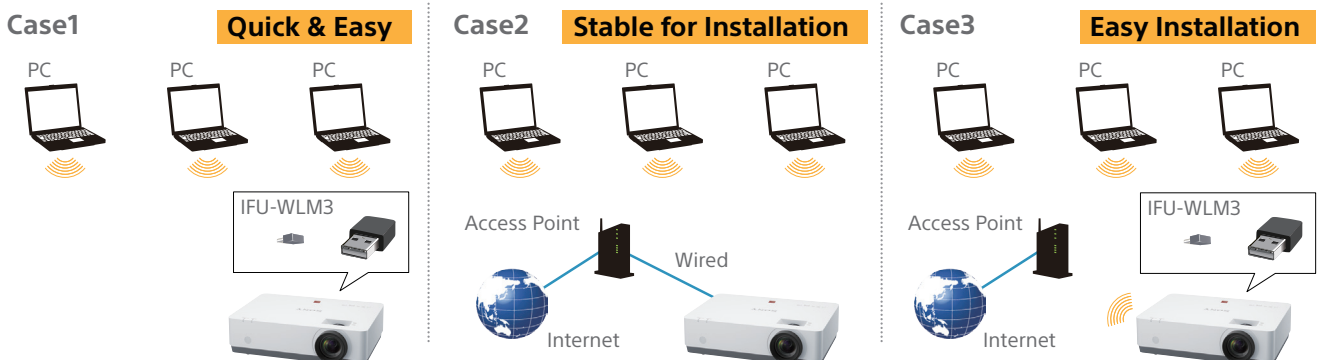
The portable edition function allows you to install the Network Presentation application into a general-purpose USB mass storage device. This enables guest users to run the Network Presentation application via the USB device without having to install the app on their own laptop.



Use Case of "Network Presentation"

## Three-way Wireless Connection

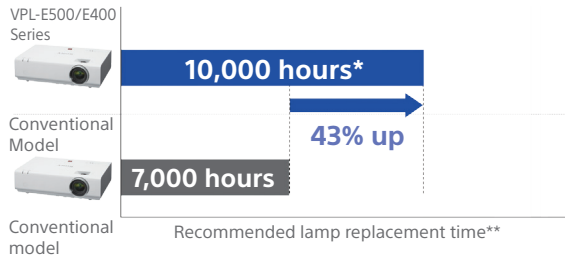
These projectors support three different methods of wireless connection, so you can achieve the system best suited to every situation



# Good TCO, Energy-efficient Design

## Long-lasting Lamp

The lamp driver optimally controls the wattage of the lamp and achieves a long-lasting lamp replacement time of 10,000 hours with lamp brightness set to low. This extends the lamp replacement time by more than 43% compared with the previous model.




Lamp mode: low  
Complies with IEC61947 standard

\*Usage condition example : 8 hours per day x 5 times per week x 5 years  
\*\*The figures are the expected maintenance time and not guaranteed  
They will depend on the environment or how the projector is used

## Auto Power Saving Function

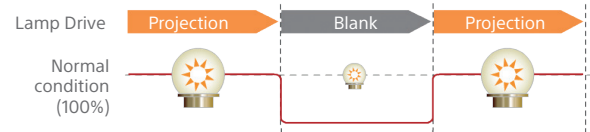
### • Auto Mode (Auto Brightness Adjustment Function)

The brightness of the lamp's output is automatically adjusted depending on the brightness of the projected image, to avoid unnecessary power consumption. When showing darker images that don't require high brightness, lamp output decreases.



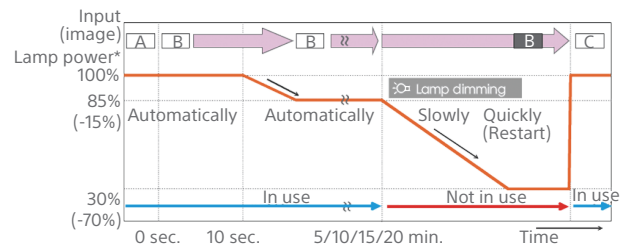
### • Blank

The VPL-E500/E400 Series projectors can temporarily disable video signal output. This function can be easily operated with just the touch of a button on the supplied Remote Commander™ unit. In addition, this function allows blank image projection with low power consumption using lamp control technology.



### • Lamp Dimming Function

The VPL-E500/E400 Series projectors are equipped with a lamp dimming function. After 10 seconds of a static signal feed, the lamp dims by approximate 15% which is hardly noticeable. If one of these projectors is left powered on while not in use, after a set period of time it will automatically detect no change of signal input and will dim the lamp to as low as approximate 30% of original brightness to significantly reduce energy consumption.

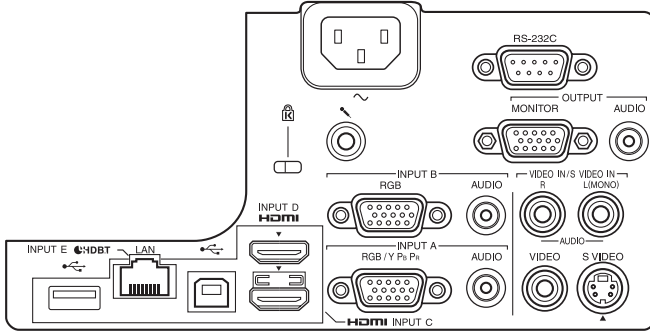


### ECO MODE Key

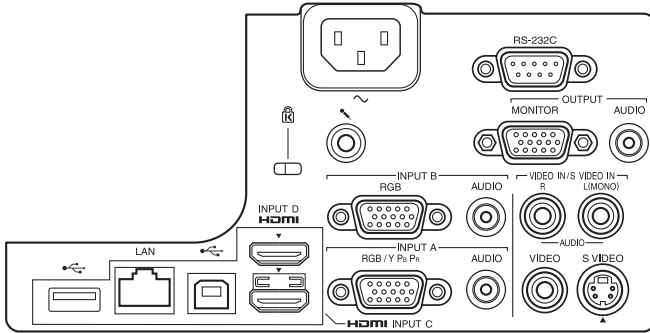
With a single push of the ECO MODE key on either the projector or the supplied Remote Commander unit, users can select an energy-saving setting from the ECO Mode menu.

# CONNECTOR PANELS

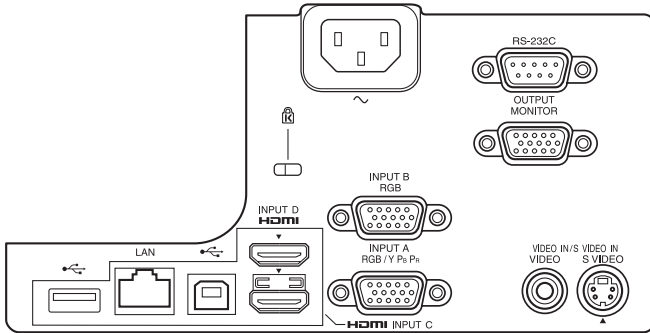
VPL-EW578



VPL-EW575 / EW455 / EW435 / EX575 / EX455 / EX435



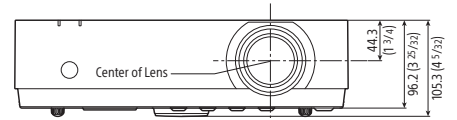
VPL-EX570 / EX450 / EX430



# DIMENSIONS

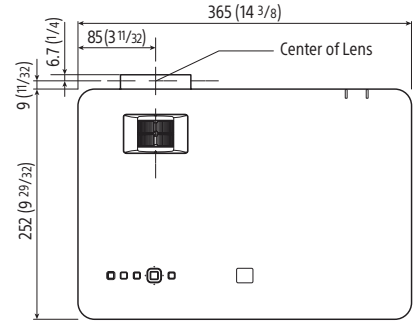
Unit: mm (inches)

Front

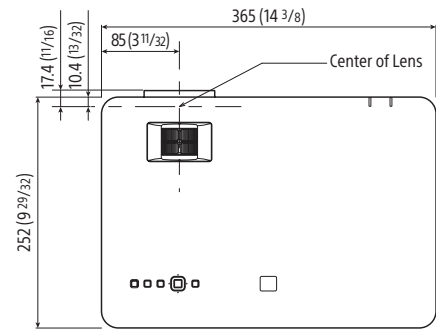


Top

VPL-EW578 / EW575 / EX575 / EX570

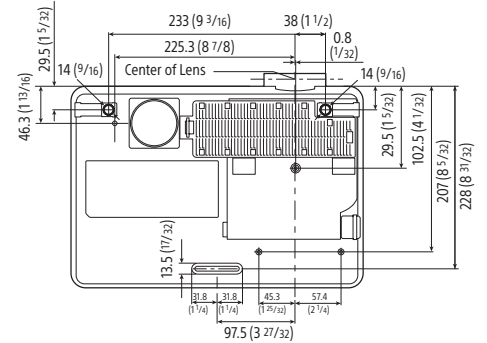


VPL-EW455 / EW435 / EX455 / EX450 / EX435 / EX430

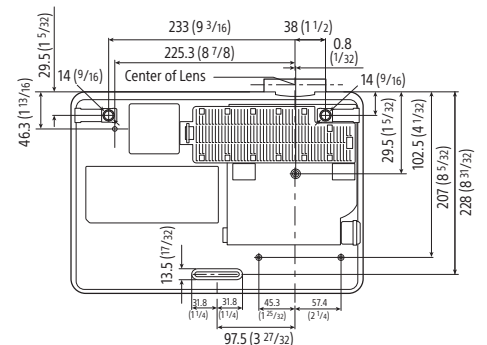


Bottom

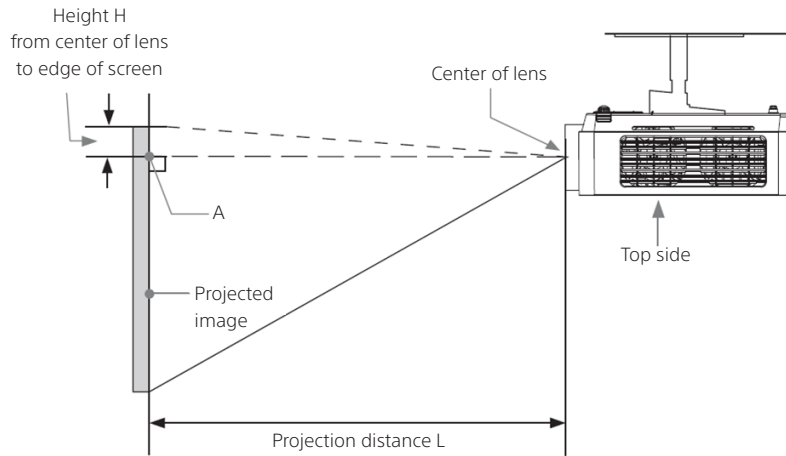
VPL-EW578 / EW575 / EW455 / EW435



VPL-EX575 / EX570 / EX455 / EX450 / EX435 / EX430



# PROJECTION DISTANCE



\* The number will be minus when the top of projected image is higher than A

**Projection distance table  
VPL-EW578/EW575**

Unit: mm (inches)

Projected image size		Projection Distance L	Height H from center of lens to edge of screen	
Diagonal D	Width x Height		Minimum Projection Distance L	Maximum Projection Distance L
80 inch (2.03m)	1.72 x 1.08 (68 x 42)	1.92 - 3.09 (76 - 121)	-0.20 (-8)	-0.20 (-8)
100 inch (2.54m)	2.15 x 1.35 (85 x 53)	2.41 - 3.87 (95 - 152)	-0.25 (-10)	-0.25 (-10)
120 inch (3.05m)	2.58 x 1.62 (102 x 64)	2.90 - 4.66 (114 - 183)	-0.29 (-12)	-0.29 (-12)
150 inch (3.81m)	3.23 x 2.02 (127 x 79)	3.63 - 5.83 (143 - 229)	-0.37 (-15)	-0.37 (-15)
200 inch (5.08m)	4.31 x 2.69 (170 x 106)	4.85 - 7.79 (191 - 306)	-0.49 (-19)	-0.49 (-19)

**Projection distance table  
VPL-EW455/EW435**

Unit: mm (inches)

Projected image size		Projection Distance L	Height H from center of lens to edge of screen	
Diagonal D	Width x Height		Minimum Projection Distance L	Maximum Projection Distance L
80 inch (2.03m)	1.72 x 1.08 (68 x 42)	2.35 - 3.06 (93 - 120)	-0.11 (-4)	-0.11 (-4)
100 inch (2.54m)	2.15 x 1.35 (85 x 53)	2.94 - 3.83 (116 - 151)	-0.13 (-5)	-0.13 (-5)
120 inch (3.05m)	2.58 x 1.62 (102 x 64)	3.53 - 4.61 (139 - 181)	-0.16 (-6)	-0.16 (-6)
150 inch (3.81m)	3.23 x 2.02 (127 x 79)	4.42 - 5.77 (174 - 227)	-0.20 (-8)	-0.20 (-8)
200 inch (5.08m)	4.31 x 2.69 (170 x 106)	5.91 - 7.70 (233 - 303)	-0.27 (-11)	-0.27 (-11)



**Projection distance table**  
**VPL-EX575/EX570**

Unit: mm (inches)

Projected image size		Projection Distance L	Height H from center of lens to edge of screen	
Diagonal D	Width x Height		Minimum Projection Distance L	Maximum Projection Distance L
80 inch (2.03m)	1.63 x 1.22 (64 x 48)	2.29 - 3.68 (90 - 145)	-0.20 (-8)	-0.20 (-8)
100 inch (2.54m)	2.03 x 1.52 (80 x 60)	2.87 - 4.61 (113 - 181)	-0.25 (-10)	-0.25 (-10)
120 inch (3.05m)	2.44 x 1.83 (96 x 72)	3.45 - 5.54 (136 - 218)	-0.30 (-12)	-0.30 (-12)
150 inch (3.81m)	3.05 x 2.29 (120 x 90)	4.32 - 6.94 (170 - 273)	-0.38 (-15)	-0.38 (-15)
200 inch (5.08m)	4.06 x 3.05 (160 x 120)	5.77 - 9.26 (227 - 364)	-0.51 (-20)	-0.51 (-20)

**Projection distance table**  
**VPL-EX455/EX450**

Unit: mm (inches)


Projected image size		Projection Distance L	Height H from center of lens to edge of screen	
Diagonal D	Width x Height		Minimum Projection Distance L	Maximum Projection Distance L
80 inch (2.03m)	1.63 x 1.22 (64 x 48)	2.24 - 2.92 (89 - 115)	-0.20 (-8)	-0.20 (-8)
100 inch (2.54m)	2.03 x 1.52 (80 x 60)	2.81 - 3.66 (111 - 144)	-0.25 (-10)	-0.25 (-10)
120 inch (3.05m)	2.44 x 1.83 (96 x 72)	3.38 - 4.40 (133 - 173)	-0.30 (-12)	-0.30 (-12)
150 inch (3.81m)	3.05 x 2.29 (120 x 90)	4.23 - 5.51 (167 - 217)	-0.38 (-15)	-0.38 (-15)
200 inch (5.08m)	4.06 x 3.05 (160 x 120)	5.65 - 7.36 (223 - 290)	-0.51 (-20)	-0.51 (-20)

**Projection distance table**  
**VPL-EX435/EX430**

Unit: mm (inches)

Projected image size		Projection Distance L	Height H from center of lens to edge of screen	
Diagonal D	Width x Height		Minimum Projection Distance L	Maximum Projection Distance L
80 inch (2.03m)	1.63 x 1.22 (64 x 48)	2.41 - 2.88 (95 - 113)	-0.20 (-8)	-0.20 (-8)
100 inch (2.54m)	2.03 x 1.52 (80 x 60)	3.02 - 3.60 (119 - 142)	-0.25 (-10)	-0.25 (-10)
120 inch (3.05m)	2.44 x 1.83 (96 x 72)	3.63 - 4.33 (143 - 170)	-0.30 (-12)	-0.30 (-12)
150 inch (3.81m)	3.05 x 2.29 (120 x 90)	4.54 - 5.42 (179 - 213)	-0.38 (-15)	-0.38 (-15)
200 inch (5.08m)	4.06 x 3.05 (160 x 120)	6.06 - 7.24 (239 - 285)	-0.51 (-20)	-0.51 (-20)

## OPTIONAL ACCESSORIES



**LMP-E221**  
 Projector Lamp (for replacement)



**IFU-WLM3**  
 USB wireless LAN module

# SPECIFICATIONS

		VPL-EW578	VPL-EW575	VPL-EW455	VPL-EW435	VPL-EX575	VPL-EX455	
<b>Display system</b>		3 LCD system						
<b>Display device</b>	<b>Size of effective display area</b>	0.75"(19 mm) x 3 BrightEra LCD Panel Aspect ratio 16:10			0.59"(19 mm) x 3 BrightEra LCD Panel Aspect ratio 16:10		0.63"(19 mm) x 3 BrightEra LCD Panel Aspect ratio 4:3	
	<b>Number of pixels</b>	3,072,000 (1280x800 x 3) pixels				2,359,296 (1024x768 x 3) pixels		
<b>Projection lens</b>	<b>Zoom</b>	Manual (Approx. x 1.6)			Manual (Approx. x 1.3)			
	<b>Focus</b>	Manual						
	<b>Throw ratio</b>	1.10:1 to 1.79:1			1.37:1 to 1.80:1		1.40:1 to 2.27:1	1.37:1 to 1.80:1
<b>Light source</b>		Ultra high pressure mercury lamp 225 W type						
<b>Recommended lamp replacement time*1</b>		4000H / 6000H / 10000H (Lamp mode: High / Standard / Low)						
<b>Filter cleaning cycle*1</b>		Max. 10,000 H						
<b>Screen size</b>		30" to 300" (0.76 m to 7.62 m) (measured diagonally)						
<b>Light output (Lamp mode: High / Standard*2 / Low*2)</b>		4300 lm / 3200 lm / 2400 lm		3500 lm / 2500 lm / 2100 lm	3100 lm / 2200 lm / 1900 lm	4200 lm / 3000 lm / 2300 lm	3600 lm / 2500 lm / 1900 lm	
<b>Color light output (Lamp mode: High / Standard*2 / Low*2)</b>		4300 lm / 3200 lm / 2400 lm		3500 lm / 2500 lm / 2100 lm	3100 lm / 2200 lm / 1900 lm	4200 lm / 3000 lm / 2300 lm	3600 lm / 2500 lm / 1900 lm	
<b>Contrast ratio (full white / full black)*3</b>		20000:1						
<b>Displayable scanning frequency</b>	<b>Horizontal</b>	15 kHz to 92 kHz						
	<b>Vertical</b>	48 Hz to 92 Hz						
<b>Display resolution</b>	<b>Computer signal input</b>	Maximum display resolution: UXGA 1600 x 1200 dots*4						
	<b>Video signal input</b>	NTSC, PAL, SECAM, 480/60i, 576/50i, 480/60p, 576/50p, 720/60p, 720/50p, 1080/60i, 1080/50i, 1080/60p*5, 1080/50p*5						
<b>Color system</b>		NTSC3.58, PAL, SECAM, NTSC4.43, PAL-M, PAL-N, PAL-60						
<b>Keystone correction (Max.)</b>		Vertical: +/-20 degrees				Vertical: +/-30 degrees		
<b>OSD language</b>		27-language (English, French, German, Italian, Spanish, Portuguese, Japanese, Chinese, Korean, Russian, Dutch, Norwegian, Swedish, Thai, Arabic, Turkish, Polish, Vietnamese, Farsi, Finnish, Indonesian, Hungary, Greek, Czech, Slovakia, Romania)						
<b>Computer and video signal input/output</b>	<b>INPUT A</b>	RGB / Y Pb Pr input connector: Mini D-sub 15-pin (female) Audio input connector: Stereo mini jack						
	<b>INPUT B</b>	RGB input connector: Mini D-sub 15-pin (female) Audio input connector: Stereo mini jack						
	<b>INPUT C</b>	HDMI input connector: HDMI 19-pin, HDCP support, Audio input connector: HDMI audio support						
	<b>INPUT D</b>	HDMI input connector: HDMI 19-pin, HDCP support, Audio input connector: HDMI audio support						
	<b>S VIDEO IN</b>	S Video input connector: Mini DIN 4-pin						
	<b>VIDEO IN</b>	Video input connector: Phono jack						
	<b>OUTPUT</b>	Monitor output connector*6: Mini D-sub 15-pin (female) Audio output connector*7: Stereo mini jack (variable out)						
<b>Control signal input/output, Others</b>		RS-232C connector: D-sub 9-pin (male) LAN connector: RJ-45, 10BASE-T/100BASE-TX USB: Type-A, Type-B Microphone input: Mini jack						
<b>Speaker</b>		16 W x 1 (monaural)						
<b>Operating temperature (Operating humidity)</b>		0°C to 40°C (32°F to 104°F) / 20% to 80% (no condensation)						
<b>Storage temperature (Storage humidity)</b>		-10°C to +60°C (14°F to +140°F) / 20% to 80% (no condensation)						
<b>Power requirements</b>		AC 100 V to 240 V, 3.5 A to 1.5 A, 50 Hz / 60 Hz	AC 100 V to 240 V, 3.4 A to 1.5 A, 50 Hz / 60 Hz	AC 100 V to 240 V, 3.2 A to 1.4 A, 50 Hz / 60 Hz	AC 100 V to 240 V, 3.4 A to 1.5 A, 50 Hz / 60 Hz	AC 100 V to 240 V, 3.4 A to 1.5 A, 50 Hz / 60 Hz	AC 100 V to 240 V, 3.4 A to 1.5 A, 50 Hz / 60 Hz	
<b>Power consumption (Lamp mode: High / Standard*2 / Low*2)</b>	<b>AC 100 V to 120 V</b>	344 W / 278 W / 241 W	332 W / 270 W / 233 W	318 W / 260 W / 232 W	333 W / 270 W / 233 W	333 W / 270 W / 233 W	333 W / 270 W / 233 W	
	<b>AC 220 V to 240 V</b>	328 W / 270 W / 234 W	319 W / 261 W / 225 W	306 W / 252 W / 226 W	320 W / 260 W / 225 W	320 W / 260 W / 225 W	320 W / 260 W / 225 W	
<b>Power Consumption (Standby Mode)</b>	<b>AC 100 V to 120 V</b>	0.5 W (when "Standby mode" is set to "Low")						
	<b>AC 220 V to 240 V</b>	0.5 W (when "Standby mode" is set to "Low")						
<b>Power Consumption (Networked Standby Mode)</b>	<b>AC 100 V to 120 V</b>	VPL-EW578: 19.8 W (LAN) / 14.3 W (optional WLAN module) / 20.8 W (ALL Terminals and Networks Connected, when "Standby Mode" is set to "Standard")						
	<b>AC 220 V to 240 V</b>	VPL-EW575/EW455/EW435/EX575/EX455: 5.5 W (LAN) / 6.0 W (optional WLAN module) / 6.2 W (ALL Terminals and Networks Connected, when "Standby Mode" is set to "Standard")						
<b>Heat dissipation</b>	<b>AC 100 V to 120 V</b>	1174 BTU/h	1133 BTU/h	1085 BTU/h	1136 BTU/h	1136 BTU/h	1136 BTU/h	
	<b>AC 220 V to 240 V</b>	1119 BTU/h	1088 BTU/h	1044 BTU/h	1092 BTU/h	1092 BTU/h	1092 BTU/h	
<b>Outside dimensions</b>		W 365 x H 96.2 x D 252 mm (W 14 3/8 x H 3 25/32 x D 9 29/32 inches) (without protrusions)						
<b>Mass</b>		4.1 kg / 9 lb			3.9 kg / 8.6 lb		4 kg / 8 lb	3.9 kg / 8.6 lb
<b>Supplied accessories</b>		RM-PJ8 Remote Commander (1), Lithium battery: CR2025 (1), AC Power Cord (1), Operating Instructions (CD-ROM) (1), Quick Reference Manual (1), Mini D-sub 15-pin cable (1), Projector Station for Network Presentation application (CD-ROM) (1)						
<b>Replacement lamp</b>		<b>LMP-E221</b>						

\*1 The figures are the expected maintenance time and not guaranteed. They will depend on the environment or how the projector is used.

\*2 The values are estimate.

\*3 This value is average.

\*4 Available for the VESA Reduced Blanking signal.

\*5 The following items are available for digital signal (HDMI input) only.

\*6 Not available in standby. From INPUT A and INPUT B.

\*7 Works as an audio switcher function. Output from a selected channel; not available in standby.

		VPL-EX435	VPL-EX570	VPL-EX450	VPL-EX430
Display system		3 LCD system			
Display device	Size of effective display area	0.63"(19 mm) x 3 BrightEra LCD Panel Aspect ratio 4:3			
	Number of pixels	2,359,296 (1024x768 x 3) pixels			
Projection lens	Zoom	Manual (Approx. x 1.2)	Manual (Approx. x 1.6)	Manual (Approx. x 1.3)	Manual (Approx. x 1.2)
	Focus	Manual			
	Throw ratio	1.47:1 to 1.77:1	1.40:1 to 2.27:1	1.37:1 to 1.80:1	1.47:1 to 1.77:1
Light source		Ultra high pressure mercury lamp 225 W type			
Recommended lamp replacement time*1		4000H / 6000H / 10000H (Lamp mode: High / Standard / Low)			
Filter cleaning cycle*1		Max. 10,000 H			
Screen size		30" to 300" (0.76 m to 7.62 m) (measured diagonally)			
Light output (Lamp mode: High / Standard*2 / Low*2)		3200 lm / 2300 lm / 1800 lm	4200 lm / 3000 lm / 2300 lm	3600 lm / 2500 lm / 1900 lm	3200 lm / 2300 lm / 1800 lm
Color light output (Lamp mode: High / Standard*2 / Low*2)		3200 lm / 2300 lm / 1800 lm	4200 lm / 3000 lm / 2300 lm	3600 lm / 2500 lm / 1900 lm	3200 lm / 2300 lm / 1800 lm
Contrast ratio (full white / full black)*3		20000:1			
Displayable scanning frequency	Horizontal	15 kHz to 92 kHz			
	Vertical	48 Hz to 92 Hz			
Display resolution	Computer signal input	Maximum display resolution: UXGA 1600 x 1200 dots*4			
	Video signal input	NTSC, PAL, SECAM, 480/60i, 576/50i, 480/60p, 576/50p, 720/60p, 720/50p, 1080/60i, 1080/50i, 1080/60p*5, 1080/50p*5			
Color system		NTSC3.58, PAL, SECAM, NTSC4.43, PAL-M, PAL-N, PAL-60			
Keystone correction (Max.)		Vertical: +/-30 degrees			
OSD language		27-language (English, French, German, Italian, Spanish, Portuguese, Japanese, Chinese, Korean, Russian, Dutch, Norwegian, Swedish, Thai, Arabic, Turkish, Polish, Vietnamese, Farsi, Finnish, Indonesian, Hungary, Greek, Czech, Slovakia, Romania)			
Computer and video signal input/output	INPUT A	RGB / Y P <sub>B</sub> P <sub>R</sub> input connector: Mini D-sub 15-pin (female) Audio input connector: Stereo mini jack	RGB / Y PB PR input connector: Mini D-sub 15 pin (female)		
	INPUT B	RGB input connector: Mini D-sub 15-pin (female) Audio input connector: Stereo mini jack	RGB input connector: Mini D-sub 15 pin (female)		
	INPUT C	HDMI input connector: HDMI 19-pin, HDCP support, Audio input connector: HDMI audio support	HDMI input connector: HDMI 19-pin, HDCP support		
	INPUT D	HDMI input connector: HDMI 19-pin, HDCP support, Audio input connector: HDMI audio support	HDMI input connector: HDMI 19-pin, HDCP support		
	S VIDEO IN	S Video input connector: Mini DIN 4-pin			
	VIDEO IN	Video input connector: Phono jack			
	OUTPUT	Monitor output connector*6: Mini D-sub 15-pin (female) Audio output connector*7: Stereo mini jack (variable out)	Monitor output connector*6: Mini D-sub 15-pin (female)		
Control signal input/output, Others		RS-232C connector: D-sub 9-pin (male), LAN connector: RJ-45, 10BASE-T/100BASE-TX, USB: Type-A, Type-B, Microphone input: Mini jack			
Speaker		16 W x 1 (monaural)	-		
Operating temperature (Operating humidity)		0°C to 40°C (32°F to 104°F) / 20% to 80% (no condensation)			
Storage temperature (Storage humidity)		-10°C to +60°C (14°F to +140°F) / 20% to 80% (no condensation)			
Power requirements		AC 100 V to 240 V, 3.4 A to 1.5 A, 50 Hz / 60 Hz	AC 100 V to 240 V, 3.1 A to 1.4 A, 50 Hz / 60 Hz		
Power consumption (Lamp mode: High / Standard*2 / Low*2)	AC 100 V to 120 V	333 W / 270 W / 233 W	303 W / 240 W / 202 W		
	AC 220 V to 240 V	320 W / 260 W / 225 W	291 W / 231 W / 197 W		
Power Consumption (Standby Mode)	AC 100 V to 120 V	0.5 W (when "Standby mode" is set to "Low")			
	AC 220 V to 240 V	0.5 W (when "Standby mode" is set to "Low")			
Power Consumption (Networked Standby Mode)	AC 100 V to 120 V	VPL-EX435/EX570/EX450/EX430: 5.5 W (LAN) / 6.0 W (optional WLAN module) / 6.2 W (ALL Terminals and Networks Connected, when "Standby Mode" is set to "Standard")			
	AC 220 V to 240 V	VPL-EX435/EX570/EX450/EX430: 5.8 W (LAN) / 6.3 W (optional WLAN module) / 6.6 W (ALL Terminals and Networks Connected, when "Standby Mode" is set to "Standard")			
Heat dissipation	AC 100 V to 120 V	1136 BTU/h	1034 BTU/h		
	AC 220 V to 240 V	1092 BTU/h	993 BTU/h		
Outside dimensions		W 365 x H 96.2 x D 252 mm (W 14 3/8 x H 3 25/32 x D 9 29/32 inches) (without protrusions)			
Mass		3.9 kg / 8.6 lb	3.8 kg / 8.4 lb		
Supplied accessories		RM-PJ8 Remote Commander (1), Lithium battery: CR2025 (1), AC Power Cord (1), Operating Instructions (CD-ROM) (1), Quick Reference Manual (1), Mini D-sub 15-pin cable (1), Projector Station for Network Presentation application (CD-ROM) (1)			
Replacement lamp		LMP-E221			

\*1 The figures are the expected maintenance time and not guaranteed. They will depend on the environment or how the projector is used.

\*2 The values are estimate.

\*3 This value is average.

\*4 Available for the VESA Reduced Blanking signal.

\*5 The following items are available for digital signal (HDMI input) only.

\*6 Not available in standby. From INPUT A and INPUT B.

\*7 Works as an audio switcher function. Output from a selected channel; not available in standby.

# SONY

Distributed by

**PEAK**  
CONFERENCE  
[www.PeakConference.com](http://www.PeakConference.com)

©2017 Sony Electronics Asia Pacific Pte. Ltd. All rights reserved. Reproduction in whole or in part without written permission is prohibited. Features and specifications are subject to change without notice. The values for mass and dimension are approximate. "SONY", "BrightEra" and "Remote Commander" are trademarks of Sony Corporation. Trademark PLink is a trademark applied for trademark rights in Japan, the United States of America and other countries and areas. The terms HDMI and HDMI High-Definition Multimedia Interface, and the HDMI Logo are trademarks or registered trademarks of HDMI Licensing LLC in the United States and other countries. App Store is a service mark of Apple Inc. HDBaseT™ and the HDBaseT Alliance logo are trademarks of the HDBaseT Alliance. All other trademarks are the property of their respective owners.

[pro.sony-asia.com/projector](http://pro.sony-asia.com/projector)