

SONY



VPL-SW600 Series

VPL-SX 600 Series

Ultra Short Throw Projectors

VPL-SW636C

VPL-SW631

VPL-SW631C

VPL-SX631



BrightEra™ **HDMI**



Sony's User-friendly Ultra Short Throw Projectors Make It Easier for Everyone to Collaborate Effectively

VPL-SW600/SX600 Series Ultra Short Throw Projectors are ideal for classroom or corporate use, with simple, flexible installation and plenty of interfaces for connection with other devices.

Advanced 3LCD BrightEra™ panel technology by Sony and powerful 3,300 lumen brightness improve the visual impact; colors are richer and images are much clearer and show high contrast.

With models offering Dual Pen Interactivity, up to two people can write on-screen at the same time. In addition, the VPL-SW636C can be used PC-free, enabling spontaneous interactivity between the presenter and participants. When required, any dual-pen input can be saved to a PC as a readable file. These capabilities ensure presenter satisfaction and boost participant performance.

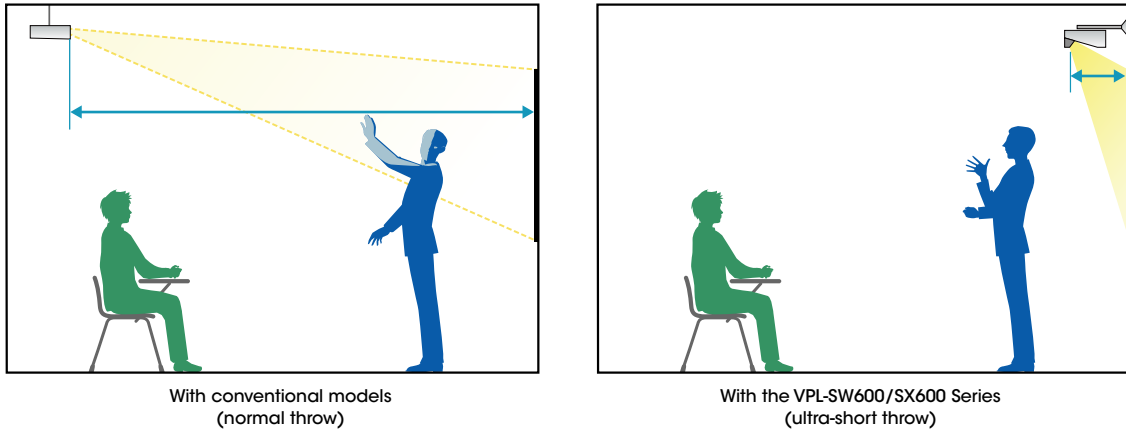
In addition, the extended lamp replacement time of up to 10,000 hours allows for synchronized filter and lamp maintenance, minimizing costs and reducing downtime.

FEATURES

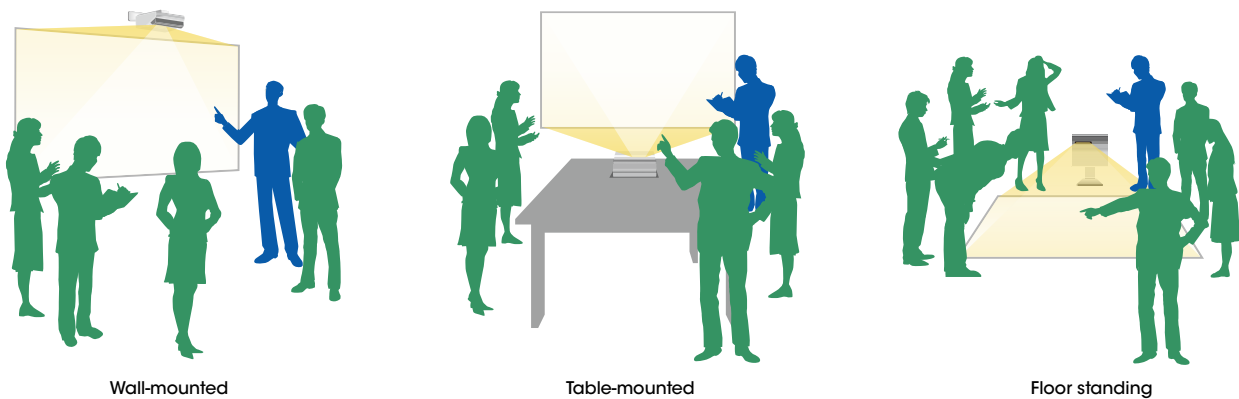
Installation Advantages

Ultra Short Throw Projection

Each projector is equipped with an ultra-short focal length lens, which makes it possible to project images from a very short distance*1. The presenter is not distracted by the projected image, and the audience can see the projected image more easily as this feature minimizes the chance of the presenter casting a shadow on the screen.




The VPL-SW600/SX600 Series offers installation flexibility so these projectors are ideal for many different applications.



Fine Lens Shift/Lens Zoom

VPL-SW600/SX600 Series projectors are equipped with an optical zoom and lens shift capability. Using this function, the position of the projected image can be easily adjusted to the desired settings during installation. Very little effort is required to make adjustments after set-up. This greatly reduces the time and hassle of fine-tuning the image position without having to physically move the projector or sacrifice image quality. In addition, these projectors ship with an original wall mounting from Sony which allows adjustment of projector of projector pitch, roll, and yaw.



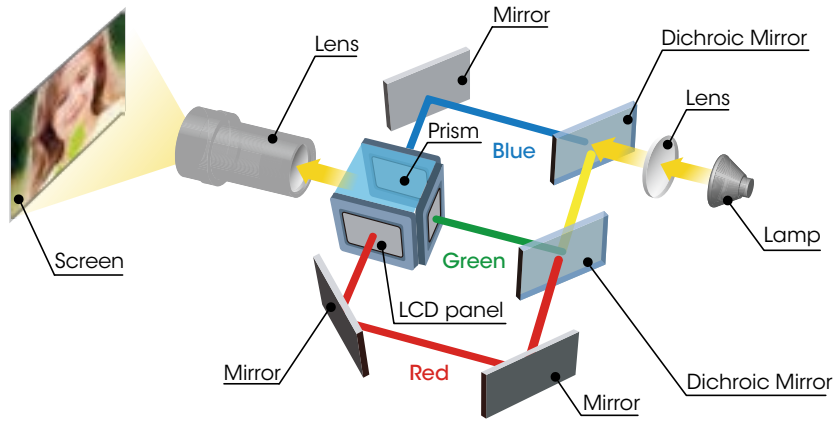
Simulated images

*1 Minimum distance of 44 cm with the VPL-SX631

High Image Quality

3LCD BrightEra™ Natural and Vivid Color Images

Thanks to the optical system constantly projecting three basic colors, the projector offers excellent light efficiency and this, ensures colorful and bright images. Sony's BrightEra panels deliver improved panel light resistance, higher resolution, high brightness, and increased panel reliability. High color reproducibility is important especially when using colorful content, such as materials typically used in classrooms.



3LCD Projection System

Various Picture Modes for Optimal Picture Quality

The projector has six available picture modes for correct picture quality: Dynamic, Standard, Presentation, Blackboard, etc. With six picture modes and three brightness modes, you can select the most suitable picture / brightness combinations (according to your picture source and environment) to, create an optimal image every time.

Dynamic



Emphasizes contrast to produce a dynamic and vivid picture.

Standard



Delivers an image that is natural and well balanced.

Presentation



Provides a bright image, suitable for presentations.

Blackboard



Produces an image suitable for displaying on a blackboard.

New Gamma Mode for Rich Colors (Picture Mode: Dynamic)

To realize rich color and clear images in a variety of content, these projectors include a new and improved gamma curve for pictures. There is very obvious improvement in picture color (which is much richer) and in text and images (with high contrast and greater clarity).



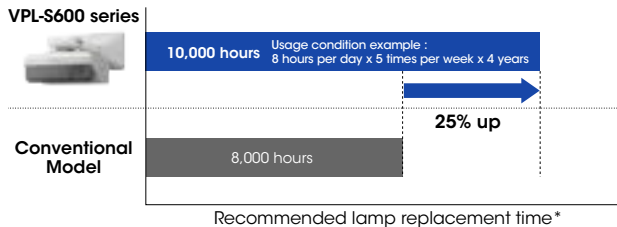
Conventional models

New models

Good TCO, Energy-efficient Design

Long-lasting Lamp

By incorporating a high-performance lamp and advanced lamp-control technology, these projectors deliver an extremely long lamp replacement time of 10,000 hours*¹.




Lamp mode: low
Complies with IEC61947 standard

*The figures are the expected maintenance time and not guaranteed. They will depend on the environment or how the projector is used.

Auto Power Saving Function

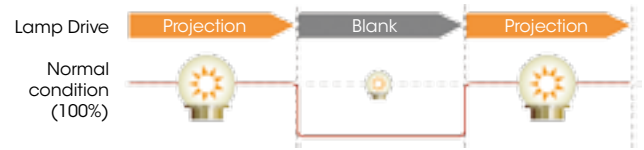
• Auto Mode (Auto Brightness Adjustment Function)

The brightness of the lamp's output is automatically adjusted depending on the brightness of the projected image, to avoid unnecessary power consumption. When showing darker images that don't require high brightness, lamp output decreases.



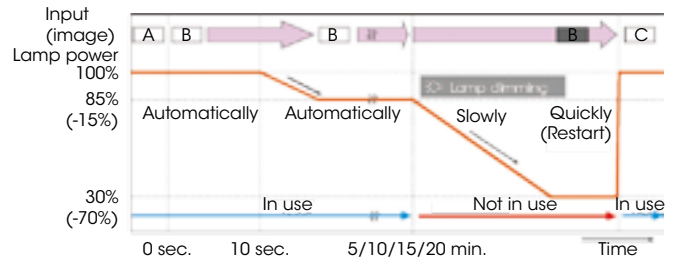
• Blank

The VPL-SW600/SX600 Series projectors can temporarily disable video signal output. This function can be easily operated with just the touch of a button on the supplied Remote Commander™ unit. In addition, this function allows blank image projection with low power consumption using lamp control technology.



• Lamp Dimming Function

After 10 seconds of a static signal feed, the lamp dims by approximately 15%. After a configurable set period of time, this function dims the lamp to as low as approximately 30% of original brightness.



Lamp and Filter Synchronized Maintenance

The expected lamp maintenance time for each model can reach up to 10,000 hours depending on the selected lamp mode, and dust filters require the same maintenance interval. Synchronizing the timing of lamp and filter maintenance enables users to reduce the numbers of "ladder climbs" for maintenance.

ECO MODE Key

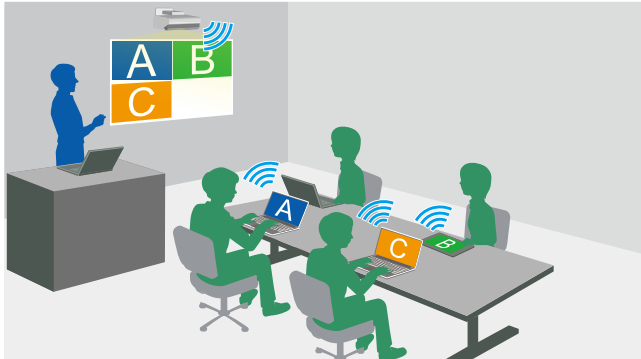
With a single push of the ECO MODE key on either the projector or the supplied Remote Commander unit, users can select an energy-saving setting from the ECO Mode menu.

*1 Approximate recommended period, in low mode.

Ease of Use

Network Presentation (LAN)

When the projector is installed in a LAN, presentations can be projected from any PC and Mac on the network. A tablet or smart phone can be connected at the same time. You can project jpg, pdf, and other supported formats. Up to four users can project PC / Mac images simultaneously, while up to eight*1 users can connect to one projector.



Compatible operating systems: MS Windows, Mac, Android, iOS

Wireless Presentation Software



For Windows® / Mac OS: Projector Station for Network Presentation

Network Presentation



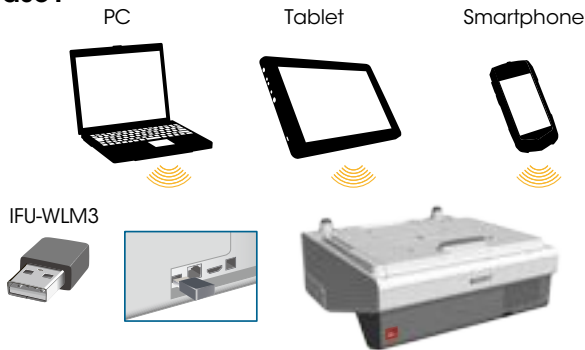
For iOS / Android™: VueMagic™*2

VueMagic

*1 Up to seven users for wireless.

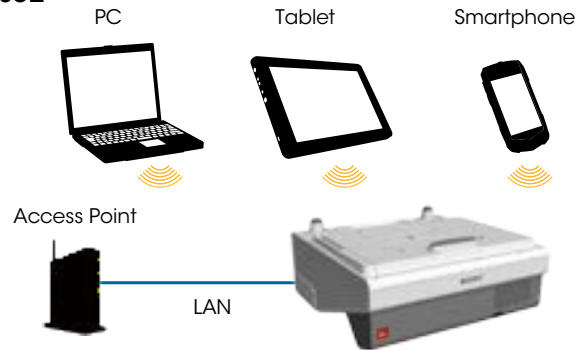
*2 The application for tablets and smartphones is provided by Pixelworks. For details, please visit the following website: <http://PWPresenter.pixelworks.com>

Case1



For wireless connection, the IFU-WLM3 is required.

Case2



Remote Control for iPhone/iPad/Android

Projector Remote is a simple remote control application for Sony's projectors. Networked projectors can be controlled by this remote application, and remote control allows you to operate the projector using simple and easy-to-read buttons.

* Projector Remote Application
Download FREE today.



Projector Remote



USB Media Viewer

By attaching a USB memory device to the VPL-SW600/ SX600 Series USB connector, users can directly project data files stored on this memory device, without requiring a PC.

Supported file formats are JPG, BMP, PNG, TIF, and GIF.

USB Display

The projector allows you to display pictures and audio* with one USB cable. You do not need to install any driver for this function. This is a convenient and very easy way to connect to the projector.

* There is a time lag in video and audio. Beyond basic usage, Line-in or HDMI-in is recommended.

Input Label

Input label which appear in the input menu on screen can be customized. This gives users a clear understanding of which equipment is connected.




Interactive Function (VPL-SW636C, VPL-SW631C)

The interactive function of the VPL-SW636C and VPL-SW631C allows presentation files to be controlled using an interactive pen. By combining one or two pens and the included IPU2 software, you can write and draw on the presentation screen.

Moreover, in the VPL-SW636C's PC-free interactive mode, you don't even need a connected PC to control the on-screen presentation, and you can save the data drawn using the projector's white board function. In addition, you can read data from a PC via USB connection; this means that, class and meeting attendees can spontaneously share their latest information with each other during a presentation. Clearly, this level of instant interactivity can improve class' performance and ensure high levels of user satisfaction.



File control by interactive pen



Dual-pen application

Other Features

Closed Captioning

Official teletext broadcasting, developed by the NCI, USA

Network and Control

Controls and monitors projector status
Compatible with various control systems



OPTIONAL ACCESSORIES



LMP-E220
Projector Lamp
(for replacement)



IFU-PN250A/250B
Interactive Pen Device
(VPL-SW636C/SW631C only)

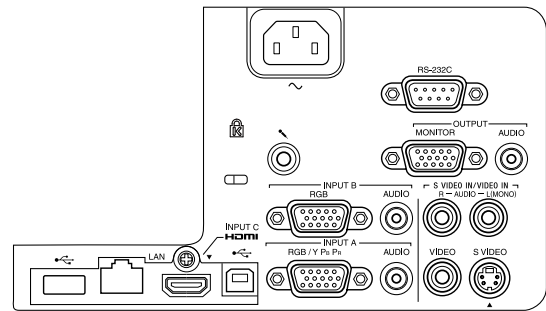


PSS-645
Ceiling Mount



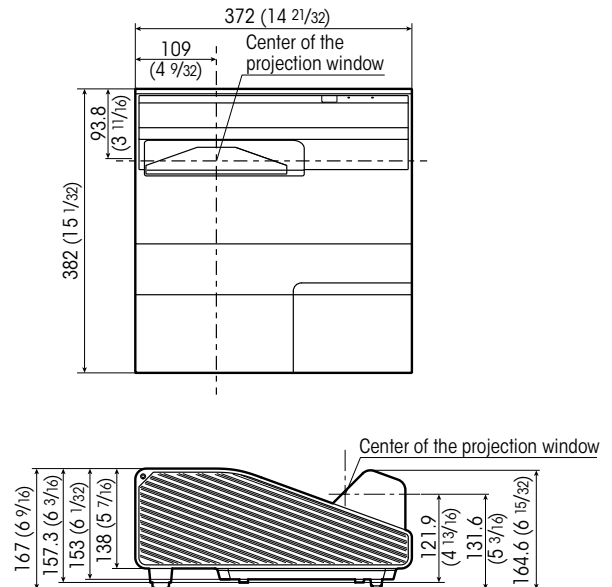
IFU-WLM3
USB Wireless LAN Module

CONNECTOR PANELS



DIMENSIONS

Unit: mm (inches)



SPECIFICATIONS

		VPL-SW636C	VPL-SW631C	VPL-SW631	VPL-SX631
Display system		3 LCD system			
Display device	Size of effective display area	0.59" (15 mm) x 3 BrightEra Aspect ratio: 16:10			0.63" (16 mm) x 3 BrightEra Aspect ratio: 4:3
	Number of pixels	3,072,000 (1280 x 800 x 3) pixels			2,359,296 (1024 x 768 x 3) pixels
Projection lens	Zoom	Manual (Approx. x 1.03)			
	Focus	Manual			
	Lens shift	Manual, Vertical: +/- 3.7%, Horizontal: +/- 2.3%			Manual, Vertical: +/- 3.1%, Horizontal: +/- 2.3%
	Throw ratio	0.27:1			
Light source	Ultra high pressure mercury lamp 225 W type				
Recommended lamp replacement time*1	4000 H / 6000 H / 10000 H (Lamp mode: High / Standard / Low)				
Filter cleaning cycle*1	Same time as the lamp replacement is recommended				
Screen size	65" to 110" (1.65 m to 2.79 m)				70" to 115" (1.78 m to 2.92 m)
Light output (Lamp mode: High / Standard / Low)	3300 lm / 2300 lm*2 / 1900 lm*2				3300 lm / 2600 lm*2 / 2100 lm*2
Color light output (Lamp mode: High / Standard / Low)	3300 lm / 2300 lm*2 / 1900 lm*2				3300 lm / 2600 lm*2 / 2100 lm*2
Contrast ratio (full white / full black)*3	3000:1				
Displayable scanning frequency	Horizontal	15 kHz to 92 kHz			
	Vertical	48 Hz to 92 Hz			
Display resolution	Computer signal input	Maximum display resolution: UXGA 1600 x 1200 dots*4			Panel display resolution: 1024 x 768 dots
	Video signal input	NTSC, PAL, SECAM, 480/60i, 576/50i, 480/60p, 576/50p, 720/60p, 720/50p, 1080/60i, 1080/50i, 1080/60p*, 1080/50p*			
Color system	NTSC3.58, PAL, SECAM, NTSC4.43, PAL-M, PAL-N, PAL-60				
Keystone correction	Vertical	Max. +/-1 degrees		Max. +/- 5 degrees	
OSD language	27-languages (English, Dutch, French, Italian, German, Spanish, Portuguese, Turkish, Polish, Russian, Swedish, Norwegian, Japanese, Simplified Chinese, Traditional Chinese, Korean, Thai, Vietnamese, Arabic, Farsi, Finnish, Indonesian, Hungarian, Greek, Czech, Slovak, Romanian)				
Computer and video signal input/output	INPUT A	RGB / Y Pb Pr input connector: Mini D-sub 15-pin (female), Audio input connector: Stereo mini jack			
	INPUT B	RGB input connector: Mini D-sub 15-pin (female), Audio input connector: Stereo mini jack			
	INPUT C	HDMI input connector: HDMI 19-pin, HDCP support, Audio input connector: HDMI audio support			
	S VIDEO IN	S video input connector: Mini DIN 4-pin, Audio input connector: Pin jack (x2) (shared with VIDEO IN)			
	VIDEO IN	Video input connector: Pin jack, Audio input connector: Pin jack (x2) (shared with S VIDEO IN)			
	OUTPUT	Monitor output connector*5: Mini D-sub 15-pin (female), Audio output connector*6: Stereo mini jack (variable out)			
Control signal input/output, Others	RS-232C connector: D-sub 9-pin (male), LAN connector: RJ-45, 10BASE-T/100BASE-TX, USB: Type-A, Type-B, Microphone input: Mini jack				
Speaker	16 W x 1 (monaural)				
Operating temperature (Operating humidity)	0°C to 40°C / 32°F to 104°F (20% to 80%; no condensation)				
Storage temperature (Storage humidity)	-10°C to +60°C / 14°F to +140°F (20% to 80%; no condensation)				
Power requirements		AC 100 V to 240 V, 3.5 A to 1.6 A, 50 Hz / 60 Hz	AC 100 V to 240 V, 3.4 A to 1.5 A, 50 Hz / 60 Hz	AC 100 V to 240 V, 3.3 A to 1.5 A, 50 Hz / 60 Hz	
Power consumption (Lamp mode: High / Standard / Low)	AC 100 V to 120 V	341 W / 274 W*2 / 266 W*2	338 W / 271 W*2 / 242 W*2	330 W / 261 W*2 / 231 W*2	305 W / 261 W*2 / 232 W*2
	AC 220 V to 240 V	328 W / 245 W*2 / 239 W*2	324 W / 262 W*2 / 234 W*2	320 W / 252 W*2 / 224 W*2	294 W / 252 W*2 / 225 W*2
Power consumption (Standby Mode)	AC 100 V to 120 V	0.5 W (when "Standby mode" is set to "Low")			
	AC 220 V to 240 V	0.5 W (when "Standby mode" is set to "Low")			
Power consumption (Networked Standby Mode)	AC 100 V to 120 V	5.3 W (LAN), 5.9 W (optional WLAN module), 6.1 W (all terminals and networks connected) (when "Standby mode" is set to "Standard")			
	AC 220 V to 240 V	5.6 W (LAN), 6.2 W (optional WLAN module), 6.4 W (all terminals and networks connected) (when "Standby mode" is set to "Standard")			
Heat dissipation	AC 100 V to 120 V	1163 BTU	1153 BTU	1126 BTU	1041 BTU
	AC 220 V to 240 V	1119 BTU	1105 BTU	1092 BTU	1003 BTU
Outside dimensions	W 372 x H 138 x D 382 mm (W 14 21/32 x H 5 7/16 x D 15 1/32 inches) (without protrusions)				
Mass (without wall mount)	6.3 kg / 14 lb		6.2 kg / 14 lb		6.0 kg / 13 lb
Supplied accessories	RM-PJ8 Remote Commander (1), Lithium battery: CR2025 (1), AC Power Cord (1), Operation Instructions (CD-ROM) (1), Quick Reference Manual (1), Projector Station for Network Presentation application (CD-ROM) (1), Interactive pen device (2) (VPL-SW636C/SW631C only), Size AAA (R03) manganese batteries (4) (VPL-SW636C/SW631C only), USB A-B cable (5 m) (1) (VPL-SW636C/SW631C only), Interactive Presentation Utility 2 application (CD-ROM) (1) (VPL-SW636C/SW631C only)				
Replacement lamp	LMP-E220				
Replacement interactive pen device	IFU-PN250A, IFU-PN250B			-	

*1 These are expected maintenance times and not guaranteed; actual figures depend on the environment and how the projector is used. *2 The values are estimate. *3 This value is average.

*4 Available for the VESA Reduced Blanking signal. *5 Not available in standby. From INPUT A and INPUT B. *6 Works as an audio switcher function. Output from a selected channel; not available in standby. *7 These items are available for digital signal (HDMI input) only.

Distributed by



©2016 Sony Corporation. All rights reserved.

Reproduction in whole or in part without written permission is prohibited. Features and specifications are subject to change without notice.

The values for mass and dimension are approximate.

"SONY", "BrightEra" and "Remote Commander" are trademarks of Sony Corporation.

The terms HDMI and HDMI High-Definition Multimedia Interface,

and the HDMI Logo are trademarks or registered trademarks of

HDMI Licensing LLC in the United States and other countries.

Pixelworks and VueMagic™ are trademarks of Pixelworks Inc.

Windows is a registered trademark of Microsoft Corporation in the United States and/or other countries.

Mac and Mac OS are trademarks of Apple Inc.

iOS is a trademark or registered trademark of Cisco in the U.S. and other countries and is used under license.

Android is a trademark of Google Inc.

All other trademarks are the property of their respective owners.