





# MULTIMEDIA PROJECTOR W316



## EXTRAORDINARY PERFORMANCE WITH SUPERIOR LAMP LIFE



-  Outstanding brightness and color accuracy for most impactful presentations
-  Low operating cost - Up to 10,000 hours lamp life
-  Full 3D compatibility
-  Wireless presentation capability via optional dongle



The Optoma W316 will help you present with confidence and ease. With a powerful 3400 lumen bright image and superb 20,000:1 contrast ratio, the Optoma W316 delivers fantastic widescreen presentations with rich, vibrant colors and sharp, easy to read text, graphics and video.

Packed with an impressive array of connectivity options, a 1.1x zoom ratio projection lens for placement flexibility and up to 10,000 hour lamp life, the Optoma W316 is ideal for use in classrooms, meeting rooms and training rooms.

Featuring Full 3D compatibility, rapid shutdown, quick resume, direct power on, auto power off and much more, the Optoma W316 will satisfy your most demanding application needs.

## CONNECTIVITY (May require optional accessories)



COMPUTERS



SMART PHONES



TABLETS



3D BLU-RAY/DVD PLAYERS

SET TOP BOXES



CAMCORDERS



GAME CONSOLES



DIGITAL CAMERAS



Roku®



Apple TV®



Chromecast™

## MULTIMEDIA PROJECTOR — W316

### OPTICAL/TECHNICAL SPECIFICATIONS

<b>Display Technology</b>	Single 0.65" DC3 DMD DLP® Technology by Texas Instruments™
<b>Native Resolution</b>	WXGA (1280 x 800)
<b>Maximum Resolution</b>	WUXGA (1920 x 1200)
<b>Brightness</b>	3400 lumens
<b>Contrast Ratio</b>	20,000:1 (full on/full off)
<b>Displayable Colors</b>	1.07 Billion
<b>Lamp Life and Type*</b>	10,000/6000/5000 Hours (ECO+/ECO/ normal), 190W
<b>Projection Method</b>	Front, rear, ceiling mount, table top
<b>Keystone Correction</b>	±40° Vertical
<b>Uniformity</b>	>85%
<b>Offset</b>	112%
<b>Aspect Ratio</b>	16:10 Native, 16:9 and 4:3 compatible
<b>Throw Ratio</b>	1.55–1.7:1
<b>Projection Distance</b>	3.2'–32.8' (1–10 m)
<b>Image Size</b>	27.3"–299.5" (0.69–7.6 m)
<b>Projection Lens</b>	F=2.5–2.67, f=21.8–23.98 mm 1.1x manual zoom and focus
<b>Noise Level</b>	29dB
<b>Audio</b>	2-Watt speaker
<b>Remote Control</b>	IR remote control
<b>Operating Conditions</b>	41–104°F (5–40°C), 85% max humidity
<b>Power Supply</b>	AC input 100–240V, 50–60Hz, auto-switching
<b>Power Consumption</b>	Max 253W (Normal), Min 194W (Eco+), <0.5W (standby-ECO)

### COMPATIBILITY SPECIFICATIONS


<b>Computer Compatibility</b>	WUXGA, UXGA, WXGA, SXGA+, SXGA, XGA, SVGA, VGA resized, VESA, PC and Mac compatible
<b>Video Input Compatibility</b>	NTSC, PAL, SECAM, SDTV (480i), EDTV (480p), HDTV (720p, 1080i/p)
<b>3D Compatibility†</b>	Supports all HDMI 1.4a mandatory 3D formats (Frame pack, side-by-side, top- bottom) and up converts frame rate from 60Hz to 120Hz or 24Hz to 144Hz (i.e 60 or 72 frames per eye). 3D glasses are needed and are sold separately. Refer to user manual for details.
<b>Vertical Scan Rate</b>	24–85Hz, 120Hz
<b>Horizontal Scan Rate</b>	15.375–91.146KHz
<b>User Controls</b>	Complete on-screen menu adjustment in 26 languages
<b>I/O Connection Ports</b>	HDMI, Two VGA-in, VGA-out, S-video, Composite video, Two Audio-in, Audio-out, RS-232C, USB mini-B

### PHYSICAL SPECIFICATIONS

<b>Security</b>	Kensington® Lock Port, security bar and keypad lock
<b>Weight</b>	5.2 lb (2.4 kg)
<b>Dimensions (W x H x D)</b>	12.4" x 4.0" x 8.8" (315 x 102 x 224 mm)

\*Lamp life is dependent upon many factors, including lamp mode, display mode, usage, environmental conditions and more. Lamp brightness can decrease over time.

†3D content can be viewed with RF active shutter glasses when projector is used with a compatible 3D player. RF 3D glasses require the use of an RF 3D emitter and a projector with a 3D VESA Sync port. Please visit [www.OptomaUSA.com](http://www.OptomaUSA.com) for more information.



#### Warranty

1-Year Limited Parts and Labor, 90-Days on Lamp

#### In the Box (Standard Accessories)

W316 projector, AC power cord, VGA to VGA cable, remote control, carrying case, batteries for remote, multilingual CD-ROM user's manual, quick start card, and warranty card

#### Optional Accessories

Universal ceiling mount, Optoma screen, DLP®Link™ 3D glasses, wireless HDMI system and Cat6 HDBaseT

#### Accessory Part Numbers

Lamp: SP.8VH01GC01	Remote: SP.8VH02GC01
DLP®Link™ 3D glasses: ZD302	Carrying case: BK-4028
Single-Cat6 HDBaseT kit: EVBMN-M110	Wireless HDMI system: WHD200
Universal ceiling mount: OCM818B-RU	Universal ceiling mount: BM-5001U
Universal ceiling mount (with extensional pole): OCM815B	

UPC 796435 41 898 4

**PEAK**  
CONFERENCE  
[www.PeakConference.com](http://www.PeakConference.com)

[www.OptomaUSA.com](http://www.OptomaUSA.com)

**Optoma**  
Projector Expert

Copyright © 2014 Optoma Technology, Inc. DLP® and the DLP logo are registered trademarks of Texas Instruments™. All other trademarks are the property of their respective owners. All specifications subject to change at any time. 14915