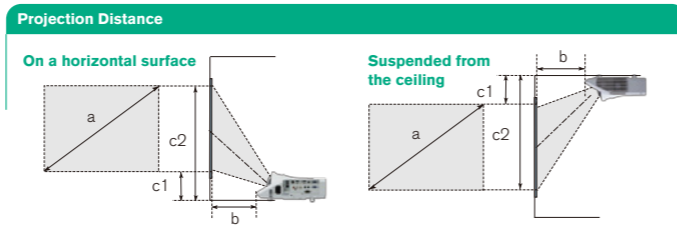



Super-Short Throw Projector


Specifications				
Model name	CP-CW301WN	CP-CW251WN	CP-CX301WN CP-CX251N	
Display system	3LCD			
Display device	Size of effective display area	0.59", aspect ratio 16:10	0.63", aspect ratio 4:3	
	Number of pixels	1,024,000 pixels (1,280 horizontal x 800 vertical)	786,432 pixels (1,024 horizontal x 768 vertical)	
Lens	Zoom	Digital zoom: x 1.35		
	Focus	Manual		
Light source	225W			
Screen size	60 - 150 inch			
Light output(Brightness)	3,100lm	2,600lm	3,100lm 2,500lm	
Contrast ratio	10,000 : 1 (full white / full black)		2,000 : 1 (full white/full black)	
	Speaker	16W x 1 mono	1W x 1 (mono)	
Displayable scanning frequency	Horizontal	15 - 106 kHz		
	Vertical	50 - 120 Hz		
Terminals	COMPUTER IN 1	D-sub 15-pin mini connector x 1		
	COMPUTER IN 2 / MONITOR OUT	D-sub 15-pin mini connector x 1		
	S-VIDEO	n/a	Mini DIN 4-pin x 1	
	VIDEO	RCA connector x 1		
	HDMI IN	HDMI connector x 2 (HDCP compliant)	HDMI connector x 1 (HDCP compliant)	
	AUDIO IN1	3.5mm stereo mini connector x 1	RCA connector L / R x 1	
	AUDIO IN2	RCA connector L / R x 1	n/a	
	AUDIO OUT	3.5mm stereo mini connector x 1	RCA connector L / R x 1	
	Microphone Input	3.5mm mono mini connector x 1	n/a	
	CONTROL (RS-232C)	D-sub 9-pin connector x 1		
	LAN	RJ45 connector x 1		
	USB-A	USB type A x 2 (PC less Presentation or wireless adapter)	n/a	
USB-B	USB type B x 1 (USB display and USB mouse control)	USB type B x 1 (USB mouse control)		
Operating temperature	0 - 40°C			
Operating humidity (RH)	35 - 40°C (The brightness of lamp is reduced automatically.) 20 - 80%RH (non-condensing)			
Power requirements	AC 100 - 120V (50 / 60Hz) : 3.5A	AC 100 - 120V : 300W		
	AC 220 - 240V (50 / 60Hz) : 1.7A	AC 220 - 240V : 290W		
Power consumption	AC 100 - 120V : 340W	AC 100 - 120V : 300W		
	AC 220 - 240V : 320W	AC 220 - 240V : 290W		
Standby mode power consumption	0.35W at saving mode			
Standard outside dimensions (WxHxD)	350mm x 134mm x 305mm (13.8" x 5.3" x 12.0")			
	345mm x 85mm x 303mm (13.6" x 3.2" x 11.9") (Excluding protrusions)			
Weight	approx. 3.6kg (7.9lbs.)		approx. 3.4kg (7.5lbs.)	
Accessories	Remote control, AA batteries, Power cord, Computer cable, Lens cover, Strap, User's manuals (Book, CD), Security label, Application CD, Adapter cover	Remote control, AA batteries, Power cord, Computer cable, Lens cover, Strap, User's manuals (Book, CD), Security label		

Environment	
<ul style="list-style-type: none"> ▶ Compliance with EU Directive RoHS¹ ▶ Reduction of resin usage in production Use of hot runners in molds for making upper housing in order to reduce mill ends. ▶ Reduction of CO₂ emissions Carton volume has been cut down to 75%², reducing CO₂ emissions during transport. ▶ Power saving mode engaged during standby ▶ Eco mode Eco mode provides power saving. 	<p>¹ RoHS is the acronym of "Directive 2011/65/EU of the European Parliament and of the Council of 8 June 2011 on the restriction of the use of certain hazardous substances in electrical and electronic equipment".</p> <p>² Compared to Hitachi CP-A100 ultra short throw projector on the basis of one carton box.</p>



CP-CW301WN CP-CW251WN (1280 x 800) (±8%)							
Screen size (diagonal) type (inch)	Projection distance		Screen height		Screen height		inch
	a	b	c1	c2	m	inch	
60	1.5	0.735	28.9	0.242	9.5	1.050	41.3
70	1.8	0.870	34.3	0.272	10.7	1.214	47.8
80	2.0	1.006	39.6	0.302	11.9	1.379	54.3
90	2.3	1.141	44.9	0.331	13.0	1.543	60.7
100	2.5	1.276	50.2	0.361	14.2	1.707	67.2
120	3.0	1.547	60.9	0.420	16.5	2.035	80.1
150	3.8	1.953	76.9	0.508	20.0	2.528	99.5

CP-CX301WN CP-CX251N (1024 x 768) (±8%)							
Screen size (diagonal) type (inch)	Projection distance		Screen height		Screen height		inch
	a	b	c1	c2	m	inch	
60	1.5	0.691	27.2	0.155	6.1	1.069	42.1
70	1.8	0.818	32.2	0.171	6.7	1.237	48.7
80	2.0	0.946	37.2	0.186	7.3	1.405	55.3
90	2.3	1.073	42.3	0.202	7.9	1.573	61.9
100	2.5	1.201	47.3	0.217	8.6	1.741	68.6
120	3.0	1.456	57.3	0.249	9.8	2.077	81.8
150	3.8	1.838	72.4	0.295	11.6	2.581	101.6



These projectors achieve a projection on a 2m (80") screen at a distance of 94.6cm(37.2")*.



* CP-CX301WN/CP-CX251N

- Design and specifications are subject to change without notice.
- The projected images and comparison photos in this catalog are simulations.
- LCD panels, polarizers and other optical components and cooling fans may need replacement after prolonged usage. For more details, please consult a Hitachi sales representative.
- Do not use in places where there is a lot of water, dampness, steam, dust, soot or tobacco smoke. This may result in fire or malfunction.
- Optical components (lamp, LCD panel, polarizing plate, PBS[polarizer beam splitter]) and cooling fans have limited service lives. They must be repaired or replaced if they are used for a long period of time.
- These projectors use a mercury lamp with high internal pressure. Because of its properties, this lamp may burst with a loud noise or burn out if struck or after it has been used for a period of time. The time until it bursts or burns out varies greatly according to differences between lamps and usage conditions. Turning the lamp's power on and off frequently shortens its service life.
- Optical components other than the lamp: If the projector is used for six hours or more per day, they may need to be replaced in less than a year.
- LCD panel: If the projector is used continuously for six hours or more, its replacement cycle may be shortened.
- Do not turn projector on again for ten minutes after shutdown. Neglect can shorten the lifetime of the lamp. During use and immediately after use, do not touch anywhere near the lamp and the vents as these parts are extremely hot.
- Crestron® and Crestron RoomView® are registered trademarks of Crestron Electronics, Inc. in the United States and other countries.
- HDMI, the HDMI Logo, and High-Definition Multimedia Interface are trademarks or registered trademarks of HDMI Licensing LLC in the United States and other countries.
- ImageCare is a trademark or a registered trademark of Royal Philips in the United States and other countries.
- All other trademarks are the properties of their respective owners.




HITACHI

Hitachi America, Ltd., Digital Media Division
 Hitachi Home Electronics Asia (S) Pte. Ltd.
 Hitachi Sales (Malaysia) Sdn. Bhd.
 Hitachi Sales (Thailand), Ltd.
 Hitachi (Hong Kong), Ltd.
 Hitachi Sales Corp. of Taiwan
 Hitachi Australia Pty Ltd.
 Hitachi Europe Ltd., Digital Media Group Consumer Affairs Department
 Hitachi Maxell, Ltd.

2420 Fenton Street, Suite 200 Chula Vista, CA 91914, U.S.A. and Canada Tel: +1-800-225-1741 www.hitachi-america.us/digitalmedia
 438A Alexandra Road #01-01/02/03, Alexandra Technopark, 119967, Singapore Tel: +65-6536-2520 www.hitachiconsumer.com.sg
 Lot 12, Jalan Kemajuan, Bangi Industrial Estate, 43650 Bandar Baru Bangi, Selangor Darul Ehsan, Malaysia Tel: +60-3-8911-2670 www.hitachiconsumer.com.my
 994, 996 Soi Thonglor, Sukhumvit 55 Road, Klongtonnua, Vadhana Bangkok 10110, Thailand Tel: +66-2335-5455 www.hitachi-th.com
 18th Floor, Ever Gain Centre, 28 On Muk Street, Shatin, N.T., Hong Kong Tel: +852-2113-8883 www.hitachi-hk.com.hk
 2nd Floor, No.65, Nanking East Road, Section 3, Taipei 104, Taiwan Tel: +886-2-2516-0500 www.hsc.com.tw
 Suite 801, Level 8, 123 Epping Road, North Ryde NSW 2113, Australia Tel: +61-2-9888-4100 www.hitachi.com.au
 Whitebrook Park, Lower Cookham Road, Maidenhead, Berkshire, SL6 8YA, UK Tel: +44-1628-585000 www.hitachidigitalmedia.com
 5030 Totsuka-cho, Totsuka-ku Yokohama, 244-0003, Japan http://www.hitachi.co.jp/proj/





LINE UP



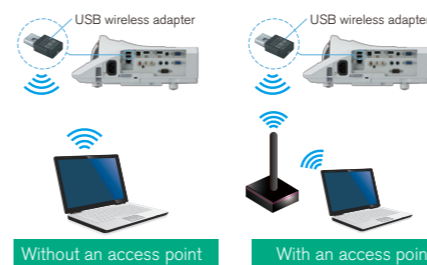
* Local availability may be limited.

Network Function / Capability

Wireless Capability (Option)

For CP-CW301WN/CP-CX251WN/CP-CX301WN

The projectors are capable of a wireless network with the optional USB wireless adapter that supports IEEE802.11b/g/n. You can control the projector with a computer via the network, and also project the screen of the computer.

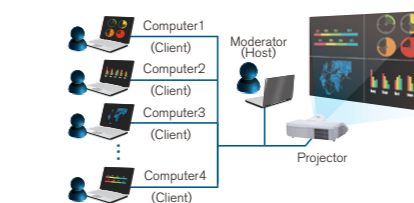


Network Presentation*1

For CP-CW301WN/CP-CX251WN/CP-CX301WN

Moderator Control Mode

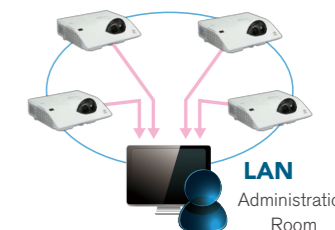
Setting one computer from the multiple computers (up to 50*2) that are connected to the projector as the moderator (host) makes it possible for the moderator to project from all the computers (clients).



*Live Viewer, an application software developed by Hitachi, is required to install to all the computer. Moderator Control is supported by Live Viewer 6 (Windows® application) only. Live Viewer is a software developed by Hitachi, delivered with projector products or via Hitachi homepage, required to install to all the computer ors in this mode.

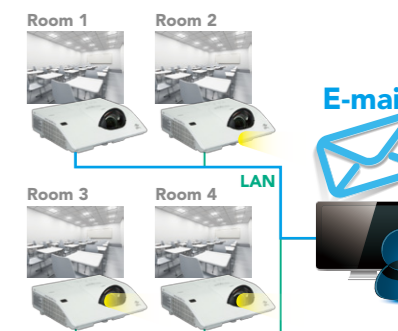
Projector Monitoring and Control

Manage and control multiple projectors over your LAN with Centralized Reporting, Scheduling, E-mail Alerts, and My Image (Image Transfer).



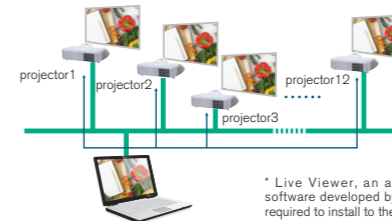
E-mail Alerts

E-mail notification is sent for routine maintenance and error conditions.



Multi Projector Mode

You can project the same image from up to 12*3 projectors simultaneously. This is useful for meetings and lectures in large venues where a single screen would not be sufficient.



* Live Viewer, an application software developed by Hitachi, is required to install to the computer.

Projector Quick Connection, the dedicated free online application software, enables you to project images, documents, and photos, and to control the projector from a tablet or a smartphone.

* See the Hitachi website for details http://www.hitachi.co.jp/proj/en/apps/pj_connection.html




*1 To secure better performance, a wired network is preferable. *2 Video and audio transfer speed may vary depending on number of computers connected. *3 Video transfer speed may vary depending on number of projectors connected. Note: Required to install the software from the bundled CD-ROM on all the computers in order to transfer the computer screen image to projectors.

Other Features

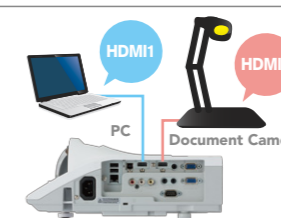
Hybrid Filter

The Hybrid Filter requires less frequent maintenance and cleaning, making longer operation possible.



2 HDMI inputs

Equipped with 2 HDMI input terminals for the current widely-used interface.



* CP-CX251N has one HDMI input terminal.

Easy Schedule Setting

You can schedule routine and special projector events, including power on, power off, input selection and other settings.

EVENT SCHEDULE			
MONDAY to FRIDAY	POWER	ON	
08:00	INPUTSOURCE	COMPUTER.IN 1	
12:30	INPUTSOURCE	HDMI 1	
17:00	POWER	OFF	

More Convenient Functions

Digital Zoom, Digital Shift, Direct Power On / Off, Template, Input Source Naming, Auto Signal Search, PIN Lock System, Security Bar / Security Slot, Keypad Lock, MyScreen

ACCENTUALIZER

For CP-CW301WN/CP-CX251WN/CP-CX301WN

Hitachi original technology makes pictures look more real by enhancing (1) Shade, (2) Sharpness and (3) Gloss to make pictures as clear as pictures on a flat-panel device. You can also adjust the effects by three levels according to your surroundings so that the colors of projected images are the actual colors of the objects they represent.



HDCR (High Dynamic Contrast Range)

For CP-CW301WN/CP-CX251WN/CP-CX301WN

When average projectors are used in bright rooms, the darker colors of an image deteriorate and images become unclear. Using this function, blurred images caused by room lighting or outside light sources are corrected, and an effect similar to increasing contrast occurs. This results in clear images even in bright rooms.


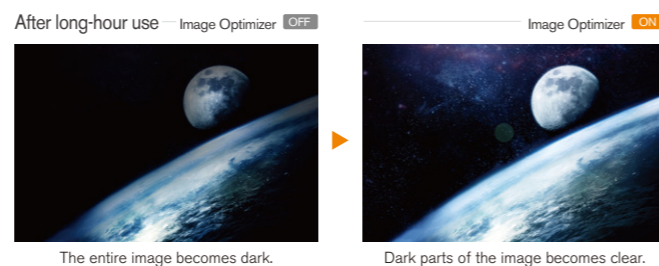


Image Optimizer

For CP-CW301WN/CP-CX251WN/CP-CX301WN

Equipped with IMAGE OPTIMIZER, Hitachi's original function that maintains visibility of an image through automatic image correction in accordance with lamp condition.

• This function may not work properly when HDCR/ACCENTUALIZER is ON.



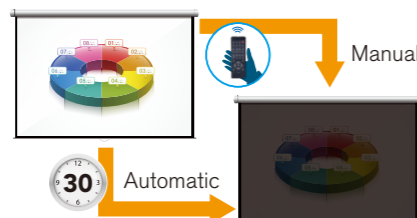
Blackboard / Whiteboard modes

Improve image quality when you project onto a blackboard or whiteboard, ensuring optimum visibility.

Go Green

Saver Mode

This feature developed by Hitachi, based on ImageCare® technology, reduces the lamp brightness and consumption power, resulting in considerable energy savings. The saver mode automatically activates when the projected image does not change in the preset time (1 to 30 minutes). You can also activate the saver mode manually with the remote controller.



Intelligent Eco Mode

This feature developed by Hitachi, based on ImageCare® technology, automatically changes the lamp brightness according to the input signal level. The lamp brightness is reduced when a darker image is projected, and returns to normal when a brighter image is projected, eliminating unnecessary energy consumption from the lamp.

Mic. Input and 16W Internal Speaker*1

The projectors are equipped with a microphone input, so you can use microphone system even when the projector is in standby*. Projectors have a built-in 16-watt speaker.

* Not available when STANDBY MODE is SAVING. *1 CP-CX251N has a 1W speaker and no MIC input terminal.