

# Ultra Short Throw LCD Projectors

# HITACHI

Inspire the Next

**Front Use**

**Wall Mount Use**

**Tabletop**


CP-AX3505	XGA	3,600lm
CP-AX3005	XGA	3,300lm
CP-AX2505	XGA	2,700lm
CP-AW3005	WXGA	3,300lm
CP-AW2505	WXGA	2,700lm

\* Local availability may be limited.

## Original Hitachi technology delivers outstanding visual beauty and visibility

### ACCENTUALIZER and HDCR (High Dynamic Contrast Range)

ACCENTUALIZER makes pictures look more clear by enhancing shade, sharpness, and gloss. The HDCR function corrects blurred images caused by room lighting or outside light sources and creates an effect similar to increased contrast, resulting in clear images even in bright rooms. The new function IMAGE OPTIMIZER adjusts them automatically according to lamp usage time to improve the image visibility.



### IMAGE OPTIMIZER

Equipped with IMAGE OPTIMIZER which is Hitachi's original function to maintain visibility by automatic image correction in accordance with lamp deterioration.

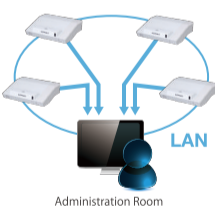


### DICOM® Simulation Mode

## Various Network Function

### Convenient Networking

Manage and control multiple projectors over your LAN with Centralized Reporting, Scheduling, E-mail Alerts, and My Image (Image Transfer).



### Wireless Capability (Option)

Connect a projector to a computer using the optional USB wireless adapter. The adapter supports IEEE802.11 b/g/n.



### Smart Device Control

Plugging the USB wireless adapter to the projector and using the dedicated free online application developed by Hitachi, projectors can be controlled from a tablet or smartphone.



\* See the Hitachi website for details  
[http://www.hitachi.co.jp/proj/en/apps/pj\\_connection.html](http://www.hitachi.co.jp/proj/en/apps/pj_connection.html)

## Convenient Function

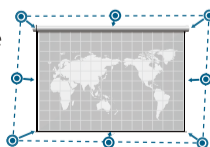
### Easy Schedule Setting

Schedule functions can be operated automatically by setting up this menu.

EVENT SCHEDULE		
MONDAY to FRIDAY		
08:00	POWER	ON
	INPUTSOURCE	COMPUTER IN 1
12:30	INPUTSOURCE	HDMI 1
17:00	POWER	OFF

### Easy Schedule Setting

Equipped with Perfect Fit with which the position of four corners and four sides of projected image can be adjusted.



## Other Features

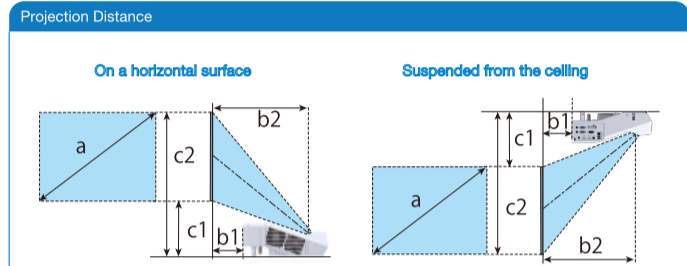

- 2 HDMI inputs
- Direct Power On/Off
- Audio Pass Through
- Intelligent Eco Mode
- USB Display
- Vertical / Horizontal Keystone Correction
- Multi Projector Mode
- 10,000:1 High Contrast Ratio
- 16W Internal Speaker
- Standby Audio
- Hybrid Air Filter
- PC-less Presentation
- Microphone Input
- Moderator Control Mode

→ CP-AX2505,CP-AX3005,CP-AX3505, CP-AW2505,CP-AW3005

Specifications					
Model name	CP-AX2505	CP-AX3005	CP-AX3505	CP-AW2505 CP-AW3005	
Display system	3LCD				
Display device	Size of effective display area	0.63", aspect ratio 4:3		0.59", aspect ratio 16:10	
	Number of pixels	786,432 pixels (1024 horizontal x 768 vertical)		1,024,000 pixels (1280 horizontal x 800 vertical)	
Lens	Zoom	Digital zoom: x 1.35			
	Focus	Powered			
Light source	225W	250W	225W	250W	
Screen size	60-100 inch				
Light output(Brightness)	2,700lm	3,300lm	3,600lm	2,700lm 3,300lm	
Contrast ratio	10,000:1(full white/full black)				
Speaker	16W x 1 mono				
Displayable scanning frequency	Horizontal	15 - 106 kHz			
	Vertical	50 - 120 Hz			
Terminals	COMPUTER IN 1	Mini-D-sub 15-pin connector x 1			
	COMPUTER IN 2 / MONITOR OUT	Mini-D-sub 15-pin connector x 1			
	VIDEO	Composite video (RCA connector) x 1			
	HDMI IN	HDMI connector x 2 (HDCP compliant)			
	AUDIO IN	3.5mm stereo mini connector x 1, RCA connector L/R x 1			
	AUDIO OUT	3.5mm stereo mini connector x 1			
	Microphone Input	3.5mm mono mini connector x 1			
	CONTROL (RS-232C)	D-sub 9-pin connector x 1			
	LAN	RJ45 connector x 1			
	USB-A	USB type A x 2 (PC Less Presentation or wireless adapter)			
	USB-B	USB type B x 1 (USB Display or USB mouse control)			
	Operating temperature	0-40°C			
	Operating humidity (RH)	35-40°C (The brightness of lamp is reduced automatically.) 20-80%RH (non-condensing)			
Power requirements	AC 100-120V (50/60Hz) : 3.3A	AC 100-120V (50/60Hz) : 3.7A	AC 100-120V (50/60Hz) : 3.3A	AC 100-120V (50/60Hz) : 3.7A	
	AC 220-240V (50/60Hz) : 1.6A	AC 220-240V (50/60Hz) : 1.8A	AC 220-240V (50/60Hz) : 1.6A	AC 220-240V (50/60Hz) : 1.8A	
Maximum power consumption	AC 100-120V:330W	AC 100-120V:360W	AC 100-120V:330W	AC 100-120V:360W	
	AC 220-240V:310W	AC 220-240V:350W	AC 220-240V:310W	AC 220-240V:350W	
Standby mode power consumption	0.35W at saving mode				
Standard outside dimensions (WxHxD)	377mm x 141mm x 360mm (14.8"x5.6"x14.2")				
	377mm x 136mm x 360mm (14.8"x5.4"x14.2") (Excluding protrusions)				
Weight	Approx. 4.3kg (9.5 lbs.)				
Accessories	Remote control, AA batteries, Power cord, Computer cable, Cable cover, Adapter cover, User's manuals, Security label, Application CD				
Optional parts	Lamp	DT01511	DT01411	DT01511 DT01411	
	Filter set	UX37191			
	Mounting accessories	HAS-AW100 (Bracket for ceiling mount),HAS-203L (Fixing adaptor for low ceilings),HAS-P100(Fixing adaptor for high ceilings),HAS-WM03 (Wall mount unit),HAS-WM05 (Wall mount unit)			
	Tabletop use kit	TT-03			
USB wireless adapter	USB-WL-11N				


Environment	
<ul style="list-style-type: none"> <li>▶ Compliance with EU Directive RoHS*1</li> <li>▶ Reduction of resin usage in production Use of hot runners in molds for making upper housing in order to reduce mill ends.</li> <li>▶ Reduction of CO<sub>2</sub> emissions Carton volume has been cut down to 75%*2, reducing CO<sub>2</sub> emissions during transport.</li> <li>▶ Power saving mode engaged during standby</li> <li>▶ Eco mode Eco mode provides power saving.</li> </ul>	<p>*1 RoHS is the acronym of "Directive 2011/65/EU of the European Parliament and of the Council of 8 June 2011 on the restriction of the use of certain hazardous substances in electrical and electronic equipment".</p> <p>*2 Compared to Hitachi CP-A100 ultra short throw projector on the basis of one carton box.</p>

## LCD Projectors



CP-AX2505,CP-AX3005,CP-AX3505		(1,024 x 768) (±8%)					
Screen size(diagonal) type (inch)	Projection distance				Screen height		
	a	b1	b2	c1	c2		
60	1.5	0.104	4.1	0.385	15.2	0.224 8.8 1.138 44.8	
70	1.8	0.170	6.7	0.451	17.8	0.247 9.7 1.314 51.7	
80	2.0	0.236	9.3	0.517	20.4	0.270 10.6 1.489 58.6	
90	2.3	0.302	11.9	0.583	23.0	0.293 11.5 1.664 65.5	
100	2.5	0.368	14.5	0.649	25.6	0.315 12.4 1.839 72.4	

CP-AW2505,CP-AW3005		(1,280 x 800) (±8%)					
Screen size(diagonal) type (inch)	Projection distance				Screen height		
	a	b1	b2	c1	c2		
60	1.5	0.128	5.0	0.409	16.1	0.313 12.3 1.121 44.1	
70	1.8	0.198	7.8	0.479	18.9	0.351 13.8 1.293 50.9	
80	2.0	0.268	10.5	0.549	21.6	0.388 15.3 1.465 57.7	
90	2.3	0.338	13.3	0.619	24.4	0.426 16.8 1.638 64.5	
100	2.5	0.408	16.1	0.689	27.1	0.464 18.3 1.810 71.3	



—Design and specifications are subject to change without notice.

- The projected images and comparison photos in this catalog are simulations.
- LCD panels, polarizers and other optical components and cooling fans may need replacement after prolonged usage. For more details, please consult a Hitachi sales representative.
- Do not use in places where there is a lot of water, dampness, steam, dust, soot or tobacco smoke. This may result in fire or malfunction.
- Optical components (lamp, LCD panel, polarizing plate, PBS [polarizer beam splitter]) have limited service lives. They must be repaired or replaced if they are used for a long period of time.
- These projectors use a mercury lamp with high internal pressure. Because of its properties, this lamp may burst with a loud noise or burn out if struck or after it has been used for a period of time. The time until it bursts or burns out varies greatly according to differences between lamps and usage conditions. Turning the lamp's power on and off frequently shortens its service life.
- Optical components other than the lamp: If the projector is used for six hours or more per day, they may need to be replaced in less than a year.
- LCD panel: If the projector is used continuously for six hours or more, its replacement cycle may be shortened.
- Do not turn projector on again for ten minutes after shutdown. Neglect can shorten the lifetime of the lamp. During use and immediately after use, do not touch anywhere near the lamp and the vents as these parts are extremely hot.
- Windows®, Windows Vista® and Internet Explorer® are trademarks, or registered trademarks of Microsoft Corporation in the United States and/or other countries.
- Pentium® is trademark of Intel Corporation in the U.S. and/or other countries.
- Crestron® and Crestron RoomView® are registered trademarks of Crestron Electronics, Inc. in the United States and other countries.
- HDMI, the HDMI Logo, and High-Definition Multimedia Interface are trademarks or registered trademarks of HDMI Licensing LLC in the United States and other countries.
- ImageCare is a trademark or a registered trademark of Royal Philips in the United States and other countries.
- All other trademarks are the properties of their respective owners.

# HITACHI

Hitachi America, Ltd., Digital Media Division  
 Hitachi Home Electronics Asia (S) Pte. Ltd.  
 Hitachi Sales (Malaysia) Sdn. Bhd.  
 Hitachi Sales (Thailand), Ltd.  
 Hitachi (Hong Kong), Ltd.  
 Hitachi Sales Corp. of Taiwan  
 Hitachi Australia Pty Ltd.  
 Hitachi Europe Ltd., Digital Media Group Consumer Affairs Department  
 Hitachi Maxell, Ltd.

2420 Fenton Street, Suite 200 Chula Vista, CA 91914, U.S.A. and Canada Tel: +1-800-225-1741 www.hitachi-america.us/digitalmedia  
 438A Alexandra Road #01-01/02/03, Alexandra Technopark, 119967, Singapore Tel: +65-6536-2520 www.hitachiconsumer.com.sg  
 Lot 12, Jalan Kemajuan, Bangi Industrial Estate, 43650 Bandar Baru Bangi, Selangor Darul Ehsan, Malaysia Tel: +60-3-8911-2670 www.hitachiconsumer.com.my  
 994, 996 Soi Thonglor, Sukhumvit 55 Road, Klongtonnuu, Vadhana Bangkok 10110, Thailand Tel: +66-2335-5455 www.hitachi-th.com  
 18th Floor, Ever Gain Centre, 28 On Muk Street, Shatin, N.T., Hong Kong Tel: +852-2113-8883 www.hitachi-hk.com.hk  
 2nd Floor, No.65, Nanking East Road, Section 3, Taipei 104, Taiwan Tel: +886-2-2516-0500 www.hsct.com.tw  
 Suite 801, Level 8, 123 Epping Road, North Ryde NSW 2113, Australia Tel: +61-2-9888-4100 www.hitachi.com.au  
 5030 Totsuka-cho, Totsuka-ku Yokohama, 244-0003, Japan http://www.hitachi.co.jp/proj/

July 2015

