



EB-420, 425W, 430 and 435W MULTIMEDIA PROJECTORS



Affordable short-throw projectors with premium audio and connectivity.

Ideal for wall-mount installations in classrooms or conference rooms, the EB-420/425W/430/435W offer the perfect solutions — all at the perfect price. These budget-friendly short-throw projectors minimize shadow interference and glare, to ensure optimum viewing of your presentations. Using a built-in short-throw lens, they enable you to project an 80" (16:10) image from as close as 83cm away. The EB-425W/435W boast a 16:10 widescreen aspect ratio that's ideal for displaying high-definition content and content from widescreen computers. All projectors are equipped with a microphone input and a premium 16 W speaker to enhance any lesson with captivating audio. HDMI digital connectivity and advanced networking capabilities offer even more flexibility for teaching scenarios today and in the future.

Giant standard and widescreen images — XGA (1024 x 768) resolution and 4:3 aspect ratio (EB- 420/430); WXGA (1280 x 800) resolution and 16:10 aspect ratio (EB-425W/435W)

Bright, colorful images — 2500 lumens color/white light output¹ (EB- 420/425W); 3000 lumens color/white light output¹ (EB- 430/435W)

Future-ready connectivity — HDMI input for digital connectivity with the latest laptops and media players; delivers high-quality audio and video with just one cable



The best-selling projectors in the world

Epson understands education and has a solution no matter what your teaching scenario. Built with image quality and reliability in mind, EPSON® projectors enhance communication and inspire collaboration, while offering a low cost of ownership. From long-throw projectors designed for traditional educational settings to ultra-short-throw and all-in-one solutions built for progressive classrooms, Epson has the model made for you.

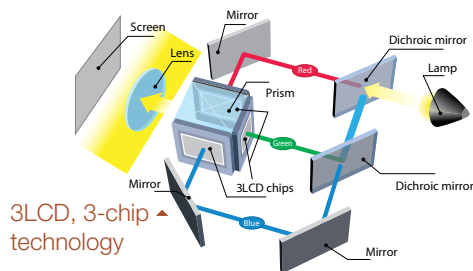


Leading-edge technology and performance

Spectacular quality and color with 3LCD technology

Innovative technology with proven reliability

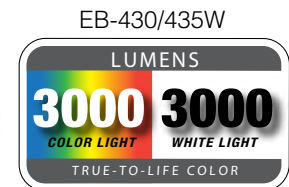
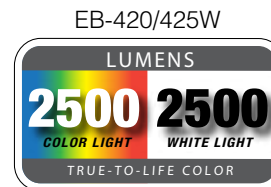
- 3 chips for full-time, vibrant color
- 25% less electricity required per lumen of brightness when compared to 1-chip DLP projectors²
- Over 20 years of road-tested reliability built into every projector



Amazing color and white light output

Whether you're projecting images with deep, dark colors or a white screen with minimal text or graphics, you get rich, colorful images with:

- The EB-420 and 425W — 2500 lumens of color/white light output¹
- The EB-430 and 435W — 3000 lumens of color/white light output¹



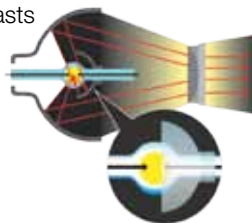
Short throw distance

Project large images from a short distance (i.e., an 80" image from as close as 83cm away)

- Ideal for use with interactive whiteboards or standard whiteboards
- Minimizes shadow interference and glare

Energy-efficient E-TORL® lamp

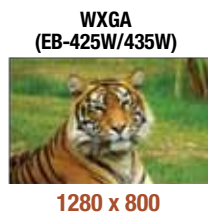
- Delivers more lumens per watt and lasts up to 6000 hours³
- Minimizes both light diffraction and light leakage
- E-TORL lamps maximize your presentation time, while minimizing your costs



E-TORL lamp ▲

Brilliant widescreen performance (EB-425W/435W only)

- High-definition WXGA (1280 x 800) resolution and a 16:10 aspect ratio allow you to project HD widescreen content as well as content from widescreen notebooks



Significant reduction in shadow interference

- Get amazing images and 30% more image area than with a standard 4:3 projector, plus the capability to display 4:3 and 16:9 content, without sacrificing image quality

Advanced connectivity including network features

High-quality images with HDMI digital connectivity

- Delivers both audio and brilliant video content with just one cable
- Compatible with the latest laptops, Blu-ray® and media players



Present remotely via RJ-45 network connectivity

Transmit both audio and video with a single connection

- Display material from any networked location, or in up to 4 different classrooms simultaneously
- Present remotely to support distance learning applications
- Connect wirelessly, via a network access point or optional wireless module, to give teachers the freedom to move around the classroom and interact with students for a more engaging learning environment



Monitor/control projectors remotely

Easily monitor/control Epson networked projectors remotely, using the RJ-45 connection and EasyMP® Monitor software

- Save time and maintenance costs — power classroom projectors on and off without having to go to each individual classroom; set schedules for automatic events
- Receive e-mail alerts when attention is required
- Crestron RoomView™ enabled — monitor/control your projector with RoomView software, without the need for an A/V control box
- Broadcast your message — advertise events or broadcast instructions to all networked Epson projectors⁴



Virtual remote control on your computer

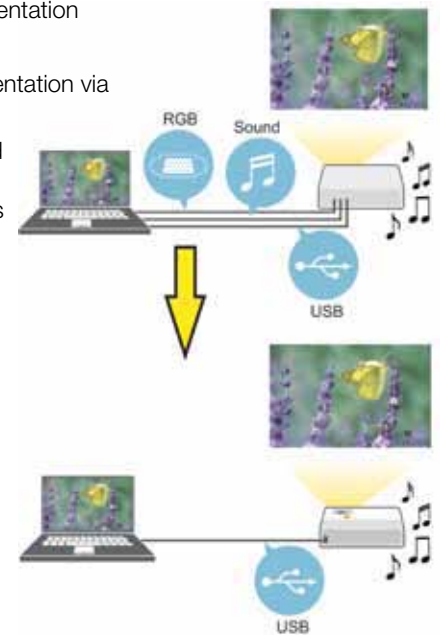
- Convenient projector remote control via a web browser (when projector is connected to the network)
- Control power on/off, source, volume, page up/down functions and more from your computer
- No special applications or software necessary; simply use your web browser in Windows® or Mac®



Easy setup using 3-in-1 USB Plug 'n Play — for PC and Mac

Three features, all with one standard USB connection

- Display your presentation
- Transmit audio
- Control your presentation via remote control
- Eliminate the need for three separate cable connections



Expanded USB functionality


- Deliver PC-free image slideshows using a USB flashdrive (supports multiple file formats: JPEG, PNG, GIF and BMP)
- Partner your projector directly with the Epson DC-06 document camera



Flexible setup with optional wall mount

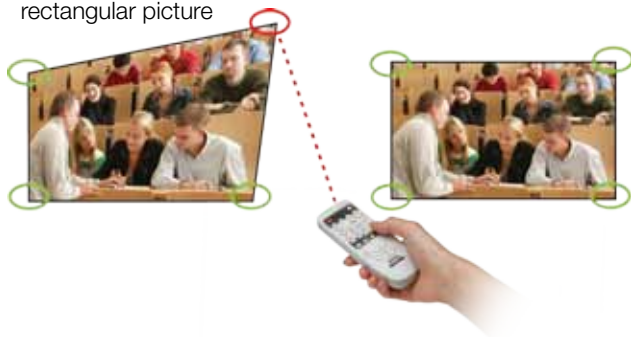
Easy setup and picture adjustments

- 1.35x digital zoom — for positioning flexibility
- +/- 15 degrees vertical keystone correction — allows for easy adjustments when the projector is placed above or below the center of the projection screen
- +/- 15 degrees horizontal keystone correction — allows for off-center positioning, so you can still present a rectangular image



Quick Corner®

- This innovative feature allows you to move any of the four corners of an image independently, for a perfectly rectangular picture




Convenient control and energy-saving features

- Instant Off® — no cool-down time required; it's ready to shut down when you are
- A/V Mute — pause your presentation to direct focus elsewhere or take a quick break
- Sleep Mode — automatically enter sleep mode to save energy when no signal is detected for between 1 to 30mins (user defined)
- Direct Power On/Off — power the projector on/off with the flip of a wall switch

Optional ELPMB27 short-throw wall mount

- Designed for use with Epson's EB-420, 425W, 430 and 435W short-throw projectors
- Wall mount offers an easy-to-install, affordable mounting solution for integration with a variety of interactive solutions and projection surfaces
- Includes a wide mounting plate and telescopic extension arm, which offers convenient and flexible installation



Built for flexible installation



Better Products for a Better Future™

For more information on Epson's environmental programs, go to www.epson.com.au/company/environment



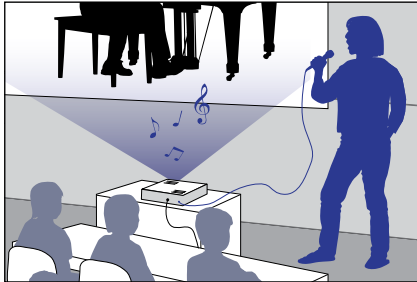
Eco Features

- Energy-efficient 3LCD light engine
- Energy-efficient E-TORL lamp
- RoHS compliant
- Designed to be recycled

Unique sound and communication tools

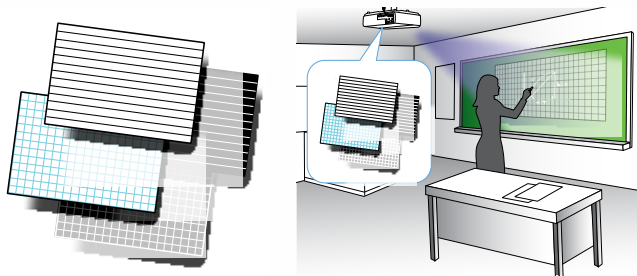
Built-in 16 W speaker and microphone input

- Captivate your entire classroom with 16W of powerful sound, without purchasing external speakers
- Convenient microphone input allows you to connect a microphone to the projector and amplify your voice through the projector's built-in speaker
- The microphone can even be used while the projector is in standby mode, which saves energy and costs



Built-in teaching aids save time

- Choose from four pre-set templates to project lines or grids onto whiteboards or chalkboards, or create a custom template such as a map or other image used frequently
- Simply display the template by selecting the customizable User button on the projector remote control




Easily project lines or grids with built-in templates



EB-420, 425W, 430 and 435W Additional Features

- **Versatile connectivity for the classroom** — HDMI, computer/VGA inputs, audio inputs, USB, audio out, monitor out, and RS-232c
- **Fast wireless 802.11 b/g/n connectivity** — via the optional wireless module with either:
 - Included software (Mac and PC) or
 - Optional Quick Wireless Connection USB key for fast, ad hoc, wireless connectivity (PC only)
- **High density filters** — 8x the surface area of previous filters for even more protection against dust; long filters cleaning schedule up to 5000 hours⁵



The EPSON Short-Throw Projector Series Model Comparison

GOOD

EB-420

Best value, brilliant short-throw images

2500 lumens

XGA
Resolution
1024 x 768



BETTER

EB-425W

Step up to widescreen resolution

2500 lumens

WXGA
Resolution
1280 x 800



BEST

EB-430

Step up to ultra-bright images

3000 lumens

XGA
Resolution
1024 x 768



EB-435W

Step up to ultra-bright widescreen resolution


3000 lumens

WXGA
Resolution
1280 x 800



EB-420, 425W, 430 and 435W Multimedia Projectors

Product Name	Product Code
EB-420 projector	V11H447053
EB-425W projector	V11H448053
EB-430 projector	V11H469053
EB-435W projector	V11H449053



Specifications

Projection System

RGB liquid crystal shutter projection system

Projection Method

Front/rear/ceiling mount

Driving Method

Poly-silicon TFT Active Matrix

Pixel Number

420/430: 786,432 dots (1024 x 768) x 3
425W/435W: 1,024,000 dots (1280 x 800) x 3

Color Light Output¹

420/425W: 2500 lumens
430/435W: 3000 lumens

White Light Output¹

420/425W: 2500 lumens (ISO 21118 standard)
430/435W: 3000 lumens (ISO 21118 standard)

Aspect Ratio

420/430: 4:3
425W/435W: 16:10

Native Resolution

420/430: 1024 x 768 (XGA)
425W/435W: 1280 x 800 (WXGA)

Resize

640 x 480 (VGA), 800 x 600 (SVGA),
1024 x 768 (XGA/425W and 435W only),
1152 x 864 (SXGA), 1280 x 800
(WXGA/420 and 430 only), 1280 x 960 (SXGA2),
1280 x 1024 (SXGA3), 1280 x 768
(WXGA 60-1/420 and 430 only),
1360 x 768 (WXGA 60-2), 1440 x 900 (WXGA+),
1400 x 1050 (SXGA+), 1600 x 1200 (UXGA)

Lamp Type

420/425W: 200 W UHE (E-TORL)
430/435W: 230 W UHE (E-TORL)

Lamp Life³

420/425W/430/435W: Up to 6000 hours
(ECO Mode)
420/425W: Up to 5000 hours (Normal Mode)
430/435W: Up to 4000 hours (Normal Mode)

Throw Ratio Range

420/430: 0.54 – 0.74
425W/435W: 0.48 – 0.65

Size (projected distance)

420/430: 50" to 108" (0.54 to 1.22 m)
425W/435W: 53" to 116" (0.54 to 1.22 m)

Keystone Correction Manual

Vertical ± 15 degrees

Keystone Correction Manual

Horizontal ± 15 degrees

Mac Connectivity

Projector is Mac compatible via USB,
DVI to HDMI or VGA adapter (not included)

Contrast Ratio

Up to 3000:1

Color Reproduction

16.77 million colors

Projection Lens

Type

No optical zoom/Manual focus

F-number

1.80

Focal Length

6.48 mm

Zoom Ratio

Digital zoom 1.0 – 1.35

Other

Display Performance

NTSC: 480 lines
PAL: 576 lines
(Depends on observation of the multi-burst pattern)

Input Signal

NTSC/NTSC4.43/PAL/M-PAL/N-PAL/PAL60/SECAM

Interfaces

Computer/component video: D-sub 15 pin x 2
S-video: Mini DIN x 1
Composite video: RCA (Yellow) x 1
Audio in: RCA x 1 (L and R), Mini stereo x 2
USB connector: Type B x 1
(USB display, audio and mouse control)
USB connector: Type A x 1
(USB memory/document camera)
HDMI x 1
RJ-45 x 1
Serial: RS-232c x 1
Monitor out: D-sub 15 pin x 1
Audio out: Mini stereo x 1
Microphone: Mini stereo x 1
Wireless LAN port: 802.11 b/g/n
(optional – module sold separately)

Speaker

16 W (mono)

Operating Temperature

5° to 35°C

Power Supply Voltage

100 – 240 V ± 10%, 50/60 Hz

Power Consumption

420/425W: 283 W (Normal Mode)
237 W (ECO Mode)
6.80 W Standby (Communication On)
0.39 W Standby (Communication Off)

430/435W: 316 W (Normal Mode)
232 W (ECO Mode)

7.30 W Standby (Communication On)

0.37 W Standby (Communication Off)

Fan Noise

420/425W: 35 dB (Normal Mode)

28 dB (ECO Mode)

430/435W: 37 dB (Normal Mode)

29 dB (ECO Mode)

Security

Kensington[®]-style lock provision,
padlock and security cable hole,
password protect function

Dimensions (W x D x H)

Including feet: 345 x 105 x 277mm

Excluding feet: 345 x 157 x 296mm

Weight

420/425W: 3.8kg

430/435W: 3.9kg

Remote Control

Features

Source search, video, LAN, computer, USB,
power, aspect, color mode, volume, e-zoom,
A/V mute, freeze, menu, page up and down,
help, auto, mouse functions, user, esc

Operating Angle

Right/left: ± 30 degrees
Upper/lower: 10 to 70 degrees

Operating Distance

6m

Support

What's In The Box

Epson EB-420, 425W, 430 or 435W projector,
power cord, computer cable (VGA), projector
remote control, batteries, user manual CD,
projector software CD, Quick Setup Sheet,
password protection sticker and lens cover

Accessory Part Numbers

Genuine EPSON Lamp

420/425W: V13H010L60

430/435W: V13H010L61

Replacement air filter V13H134A36

Short-throw wall mount (ELPMB27) V12H003B27

Control Box (ELPCB01) V12H443053

Active Speakers (ELPSP02) V12H467053

Wireless 802.11b/g/n LAN unit

(ELPAP07) V12H418P13

Quick wireless connection

USB key (ELPAP08) V12H005M08

Epson DC-06 document camera

(ELPDC06) V12H321003

Epson DC-11 document camera

(ELPDC11) V12H377053

Epson projector ceiling mount

V12H003B23

Extension Pole/Suspension

Adaptor for ELP-MB22/MB23

-Extension range from

668 to 918mm (ELP-FP13) V12H003P13

Extension Pole/Suspension

Adaptor for ELP-MB22/MB23

-Extension range from

918 to 1,168mm (ELP-FP14) V12H003P14

¹ Color and white light output will vary depending on mode selected. White light output measured using ISO 21118 standard.

² Data source: ProjectorCentral.com Jan. 2011. Average of 1038 shipping models for which manufacturers provided lumens and total power data, all resolutions and brightness levels.

³ Lamp life will vary depending upon mode selected, environmental conditions and usage. Lamp brightness decreases over time.

⁴ Works with only Epson projectors that support presentation over the network capability.

⁵ Recommendation based on normal room conditions. Cleaning intervals or requirements may vary depending on use, environment and other conditions.

Epson Australia
3 Talavera Road
North Ryde NSW 2113
Ph: 1300 130 194

Epson New Zealand
Level 2, 7-9 Fanshawe Street
Auckland, 1010
Ph: 0800 377 664

www.epson.com.au
www.epson.co.nz

PEAK
CONFERENCE
www.PeakConference.com