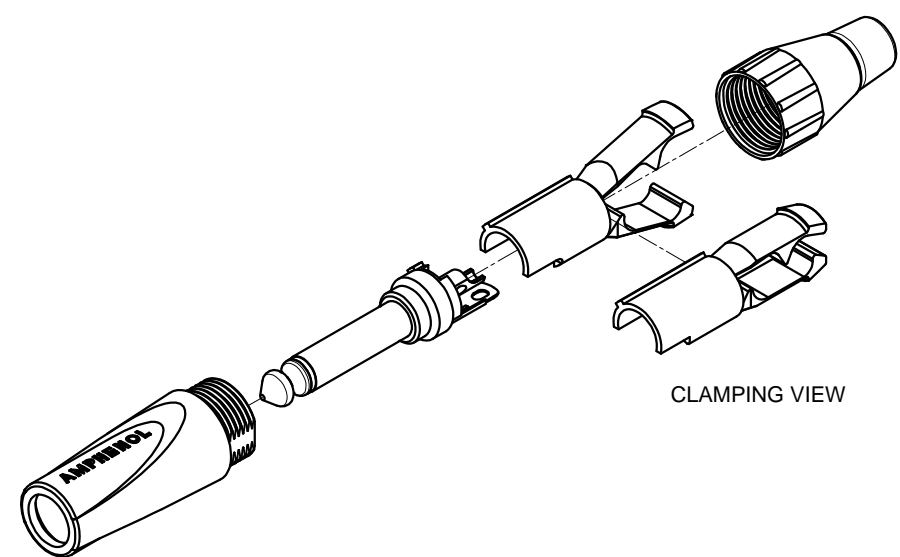
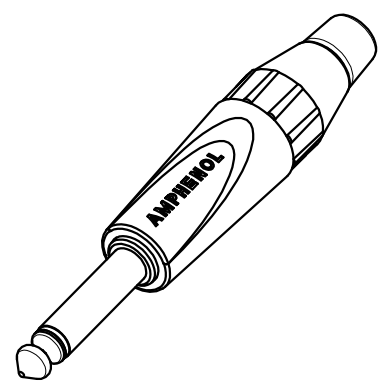
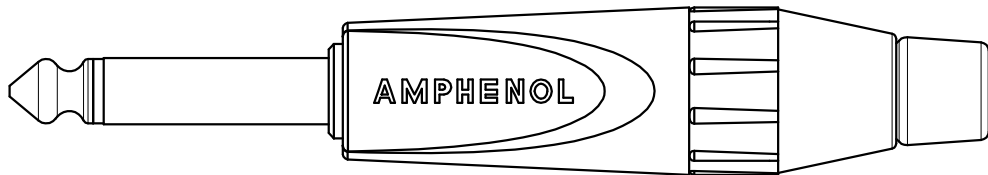
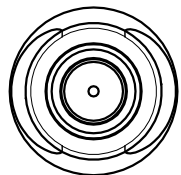




PEAK
CONFERENCE
www.PeakConference.com



CLAMPING VIEW

AMPHENOL PART NUMBER	REFERENCE PART NUMBER	SHELL FINISH	CONTACT FINISH
TM2P-AU	55010146-000	NICKEL PLATE	GOLD TIP AND SLEEVE
TM2P-AG	55010146-001		SILVER TIP AND SLEEVE
TM2P	55010146-002		NICKEL TIP AND SLEEVE
TM2PB-AU	55010146-003	MATT BLACK	GOLD TIP AND SLEEVE
TM2PB-AG	55010146-004		SILVER TIP AND SLEEVE
TM2PB	55010146-005		NICKEL TIP AND SLEEVE

NOTE: THIS CONNECTOR COVERED BY US PATENT No.s: 5,305,547 AND 5,439,388

2	CHANGE P/N 55010146-002 FOR NICKEL TIP & SLEEVE CHANGE (TM2P-AUT) TO (TM2P), (REFER TO C/N)	L.V	24-02-05	8342
1	UPDATE TO COMPLY WITH CHANGED COMPONENTS	L.V	01-11-02	8095
0	FIRST ISSUE	L.V	30-04-02	----
REV.	CHANGE DETAILS	BY	DATE	CHG/No

UNLESS OTHERWISE SPECIFIED TOLERANCE TO BE		THIS DOCUMENT IS THE PROPERTY OF AMPHENOL AUSTRALIA PTY. LTD.. NO PART THEREOF MAY BE REPRODUCED AND USED WITHOUT THE PRIOR WRITTEN CONSENT OF THE OWNER			
LINEAR	ANGULAR	CAD FILE:	DRN:	DATE:	1/4" PHONE MONO PLUG CUSTOMER DRAWING Amphenol Australia Pty Ltd, 2 Fineways Blvd, Keysborough, Vic 3173 DRAWING NO. SHEET 55010146-000-2 2 OF 2
X ± 0.5	X° ± 1°	55010146000222	L.V	30-04-02	
X,X ± 0.1	X°X' ± 30'	MATL: REFER TO COMPONENTS	M.N.H	04-06-05	
X,XX ± 0.05	X°X'X" ± 15'	FINISH: REFER TO COMPONENTS	P.M	09-06-05	
BREAK ALL SHARP EDGES AND REMOVE ALL BURRS		DO NOT SCALE		THIRD ANGLE PROJECTION	SCALE: 2:1 UOS

